

## Evaluation of the Organic-Pollution Based on the Determination of some Polycyclic Aromatic Hydrocarbons(PAHs) in Tigris River Water in 2012 at Baghdad City , Iraq

*Kamal H. Al-Rubaie\**

*Abdel-Amir M. Fenjan\*\**

*Wasan A. Mahmood\*\**

Received 20, December, 2012

Accepted 5, February, 2014

### Abstract

This study aims to predict the organic pollution produced from the presence of some polycyclic aromatic hydrocarbons (PAHs) and determination its concentrations ( $\mu\text{g/L}$  , ppb) in Tigris river water by a collection twenty-seven water samples from a selected three stations with nine sampling sites and three depths of water (5 cm , 2 m and 4 m) each site for 4.6 km distance of a geographic studied area which is located between the ( Al-Senak and AL-Sarrafiyah bridges ) at Baghdad city – Iraq on May, 2012. The geographic location was determined with a Global Positioning System (GPS) and Geographic Information System (GIS) software program. The concentrations of fourteen components (PAHs) were performed using the reverse phase of high performance liquid chromatography (RP-HPLC) technique. Samples were chemically treated using liquid-liquid extraction method , filtered , extracted , dried , evaporated and pre-concentrated in order to be ready for analysis . The determined concentrations of (PAHs) for the studied area did exceed the criteria values proposed by the International Environmental Organizations like American Environment Protection Agency (U.S-EPA) and British Health Agency (BHA) . The results were showed that the maximum values of the total concentrations (PAHs) were found to be 228  $\mu\text{g/L}$  (5 cm depth , site F, Medicine city station , Al-Resafa bank) , 192.1  $\mu\text{g/L}$  (2 m depth , site D , Medicine city station , Al-Karkh bank) and 80.1  $\mu\text{g/L}$  (4 m depth , site D , Medicine city station , Al-Karkh bank) , while the minimum values were found to be 51.2  $\mu\text{g/L}$  (5 cm depth , site I, Al-Sarrafiyah bridge station , Al-Resafa bank) , 33.4  $\mu\text{g/L}$  (2 m depth , site G , Al-Sarrafiyah bridge station , Al-Karkh bank) and 4.8  $\mu\text{g/L}$  (4 m depth , site G , Al-Sarrafiyah bridge station , Al-Karkh bank) .

**Key words:** Baghdad-Tigris river water , 14 pollutants – PAH , RP-HPLC , 2012

### Introduction

River water safety continues to be a major public health concern throughout the world [1] . While the impact of water borne infectious disease is more devastating in the third world nations , outbreaks still occur in developed countries . During the period (1971- 1998) , there were 691 waterborne disease outbreaks have reported in United states [2] . Pollution

rivers growth and industry have caused serious environmental pollution which has become issues beyond a region or a country and is the introduction of the contaminates which are the synthetic chemicals, normal straight hydrocarbons (NSH) , chlorinated phenols , polycyclic aromatic hydrocarbons (PAHs) , volatile organic compounds (VOC) , oils and greases

\*Ministry of Environment , Baghdad-Iraq

\*\*Chemistry Department , College of Science for Women , Baghdad-Iraq

into environmental system [3-7] . (PAHs) already present at the low concentrations in surface and depths of river water .The contaminates at high concentrations are considered to effect wildlife, causing eggshell thinning , tumors and other deformities [8] . The hydrocarbons contamination takes the form of horizontal layers in the banks with variable thickness between 2 cm to 5 cm and which is easily detectable through it's dark color and pronounced oil smell . Results of this study should be of a value not only to the Iraqi Ministry of Environment, but also to the Iraqi Central System for Standardization and Specific Controlling, as it formulates new regulations. (PAHs) here (14-components) according to the increasing of the high carbon's atoms, defined as : 1. naphthalene ( $C_{10}$ ) , 2. acenaphthylene ( $C_{12}$ ) , 3. acenaphthene ( $C_{12}$ ), 4. fluorine ( $C_{13}$ ), 5. phenanthrene ( $C_{14}$ ), 6. anthracene ( $C_{14}$ ), 7. fluoranthene ( $C_{16}$ ) , 8. pyrene ( $C_{16}$ ) , 9. benzo(a)anthracene ( $C_{20}$ ), 10. chrysene ( $C_{18}$ ) , 11. benzo(b)fluoranthene ( $C_{20}$ ) , 12. benzo(k)fluoranthene ( $C_{20}$ ), 13. benzo(a)pyrene ( $C_{20}$ ) and 14. Indeno ((1,2,3-cd)pyrene ( $C_{22}$ ). In the (PAHs) components : acenaphthylene ( $C_{12}$ ) with acenaphthene ( $C_{12}$ ), phenanthrene ( $C_{14}$ ) with anthracene ( $C_{14}$ ), benzo (a)anthracene ( $C_{20}$ ), benzo(k) fluoranthene ( $C_{20}$ ) and benzo(a)pyrene ( $C_{20}$ ), they have the same higher carbon atoms, but they have a different stereo-space each chemical molecular's structure with a different retention time accordingly. Fondekar and Gupta were determined the concentrations of dissolved hydrocarbons in some parts of the North Indian Ocean and found the values in the range of 0.6 – 26.5  $\mu\text{g/L}$  [9] . The concentration of the total hydrocarbon content in lake water were determined as 1.6  $\mu\text{g/L}$  [10] . River water samples were extracted twice with 50 ml  $\text{CCl}_4$  by a UNESCO

method for the years 1982-1984 [10] . The concentrations of hydrocarbons were reported as 0.4-126  $\mu\text{g/L}$  in river sediment and 0.6-41  $\mu\text{g/L}$  in river water [5,7] . The next paper will study the determination of the concentrations of normal saturated hydrocarbons (NSH) and chlorinated phenols in the same river , stations and sites in a near future . This paper describes the preliminary levels of (PAHs) , ( $C_{10}$  –  $C_{22}$ ) at the different depths , sites and stations of the Tigris river in Baghdad . It have two famous banks in Baghdad city, the west and the east banks are called Al-Khark and Al-Resafa sides respectively. The Tigris river is one of the largest rivers of the Middle East stretching for over 1900 km of which 1415 km are within Iraq , with a catchment area of 235000  $\text{km}^2$  , sharing with Euphrates river as the main sources for life , especially for drinking water since they pass the major cities in the country [3] . It runs through the capital of Iraq (Baghdad) and has an enormous importance according to the industrial and shipping activities.

## Material and methods

### 1. Instruments

A Shimadzu High Performance Liquid Chromatography (HPLC) model DGU 20 A<sub>3</sub> equipped with flame ionization detector (FID) type SPD-20AV and column ( $C_{18}$ ) of tracer extrasil-ODS , 25 x 0.46 cm . The used concentrations for naphthalene and anthracene standards were 10  $\mu\text{g/L}$  and 100  $\mu\text{g/L}$  respectively as the blank solutions .The standard sample of (PAHs) is a product of Supelco company, catalogue Lot. No. LB24238 with concentration of 2000  $\mu\text{g/L}$  in acetonitrile solvent. The blank experiments were performed prior to inject the standard and sample solutions into the (HPLC) under the same conditions. An LBP2900, i-

sensy, Canon Printer was used to record the detector signal.

## 2. Field sampling and sample collection stations

About 27 liters of the water samples was collected on May 2012 in 27-cleaned polyethylene bottles from the Tigris river water at the stations : [ Al-Nahar station ; sites (A , B and C) , Medicine city station ; sites (D , E and F) and Al-Sarrafa bridge station ; sites (G , H and I)] . The sites (A , D and G) were represented Al-Karkh bank , while the sites (C, F and I ) were represented Al-Resafa bank . Each site is within 5 cm , 2 m and 4 m depths of water . It means ( 3 stations x 3 sites each station x 3 depths each site ) to get 27 water samples overall . The distance of the geographic studied area is about 4.6 km . The locations of the sampling stations and sites of the river are shown in **(Figure 1)** . Each sample was collected in 1.5 L capacity volume of polyethylene bottles . The collected samples apparatus is called a Vindor with strong pyrex cylinder of 1.25 L capacity volume, 5 cm thickness rubber stopper , strong wire of 20 m graduated length (0.5 m each) and circular cap tool of stainless steel material to close the stopper at a desired depth . When the bottle was filled with water, it was closed and drawn up carefully. Then, the samples were stored in a dark and a cool chamber .

## 3. Extraction , pre-concentration and analysis of the extract

The extraction were carried out within 24 hours after it's collection using a liquid-liquid extraction (LLE) method [7] . Each 40 ml sample was filtered with whatman filter paper (i.d 70 mm) to remove debris and suspended materials , then poured into

250 ml separator funnel . 30 ml of the mixture solvents (1:1 v/v; methanol: methylene chloride) were added. It was stirred vigorously for 4 hours and set aside for 30 minutes at room temperature. The water phase was drained from the separator funnel into 250 ml beaker . Following the second and third LLE , the water phase was poured back into the separator funnel to re-extract with 20 ml of the same solvent mixture . Dry the combined extract over 10 gm of anhydrous sodium sulfate . The extract was concentrated to 8 ml using rotatory evaporator and analyzed with (HPLC) . The concentrated solutions were injected into the (HPLC) instrument and different peaks belong to the (PAHs) components were obtained in the chromatogram . Each component was identified and quantified by comparing it's retention time and peak area with those of known concentration of standard solution which was also , injected into (HPLC) instrument under the same experimental conditions . The components concentrations of (PAHs) were calculated based on the following equation :

**Conc. ,  $\mu\text{g/L}$  (ppb) of (PAHs) each component =**

$$A_s / A_{\text{std}} \times V_{\text{injected std}} (\mu\text{L}) / V_{\text{injected s}} (\mu\text{L}) \times \text{Conc.}_{\text{std}} (\text{mg/L}) \times Z \times 1000 / Y$$

Here (  $A_s$  ,  $A_{\text{std}}$  ,  $V_{\text{injected std}} (\mu\text{L})$  ,  $V_{\text{injected s}} (\mu\text{L})$  ,  $\text{Conc.}_{\text{std}} (\text{mg/L})$  ,  $Z$  , 1000 and  $Y$  ) represent the peak area of a component sample solution , the peak area of a component standard solution , the injected volume of a sample solution (30  $\mu\text{L}$ ) , the injected volume of a standard solution (1  $\mu\text{L}$ ) , the concentration of a standard solution (5 mg/L) , concentrated volume (8 ml) , number transforms ppm into ppb units and the primary concentration (40 ml) respectively .

Results and Discussion


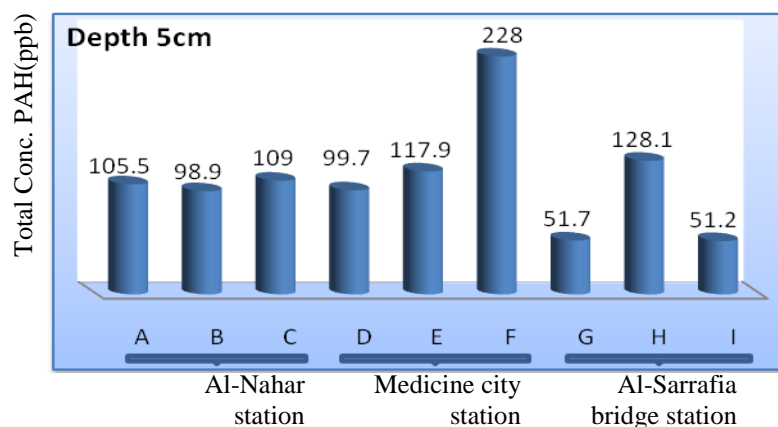


Fig. 1 . Map of the Tigris river at Baghdad city , Iraq showing the locations of sampling stations and collection sites of water samples : (+) , (-) and (x) represent 5 cm , 2 m and 4 m depths of water respectively and the flowing water is from the north into the south of Baghdad

Table 1. Concentration of individual PAHs in 5 cm depth of water at various sites and station of Tigris river .

| No . | Component of PAHs      | Concentration of components PAHs (ppb) |      |       |                       |       |     |                           |       |      |
|------|------------------------|--|------|-------|-----------------------|-------|-----|---------------------------|-------|------|
|      |                        | Al-Nahar station                       |      |       | Medicine city station |       |     | Al-Sarrafa bridge station |       |      |
|      |                        | A                                      | B    | C     | D                     | E     | F   | G                         | H     | I    |
| 1    | Naphthalene            | 24.9                                   | 8.8  | 17.6  | 34                    | 10    | 46  | 31                        | 10    | 10   |
| 2    | Acenaphthylene         | 0                                      | 0    | 13    | 0                     | 0     | 33  | 6.6                       | 0     | 7.5  |
| 3    | Acenaphthene           | 0                                      | 15   | 0     | 23                    | 0     | 42  | 5                         | 3.3   | 0    |
| 4    | Fluorene               | 12.4                                   | 0    | 0     | 8.4                   | 22    | 21  | 0                         | 0     | 0    |
| 5    | Phenanthrene           | 0                                      | 7.9  | 25.8  | 0                     | 21    | 8.2 | 0                         | 0     | 0    |
| 6    | Anthracene             | 0                                      | 8.3  | 10.1  | 0                     | 2.8   | 5.0 | 0                         | 0     | 4.3  |
| 7    | Fluoranthene           | 0                                      | 6.5  | 10.7  | 0                     | 0     | 0   | 0                         | 9.7   | 0    |
| 8    | Pyrene                 | 3.1                                    | 0    | 7.9   | 0                     | 11    | 0   | 4                         | 1.4   | 7.4  |
| 9    | Benzo(a)anthracene     | 0                                      | 12.7 | 0.6   | 6.0                   | 19    | 12  | 5.1                       | 2.5   | 4.4  |
| 10   | Chrysene               | 0                                      | 0    | 0     | 0                     | 0     | 3.6 | 0                         | 0     | 0    |
| 11   | Benzo(b)Fluoranthene   | 0                                      | 14.7 | 0     | 0                     | 15    | 4.2 | 0                         | 32    | 0    |
| 12   | Benzo(k)Fluoranthene   | 0                                      | 6.5  | 18.1  | 28.3                  | 0     | 13  | 0                         | 7.2   | 14   |
| 13   | Benzo(a)Pyrene         | 39.1                                   | 0.17 | 0     | 0                     | 17    | 19  | 0                         | 34    | 10.  |
| 14   | Indeno(1,2,3-cd)Pyrene | 26                                     | 1.5  | 18.5  | 0                     | 0     | 21  | 0                         | 28    | 2.6  |
|      | Total Conc.PAH         | 105.5                                  | 98.9 | 109.7 | 99.7                  | 117.9 | 228 | 51.7                      | 128.1 | 51.2 |

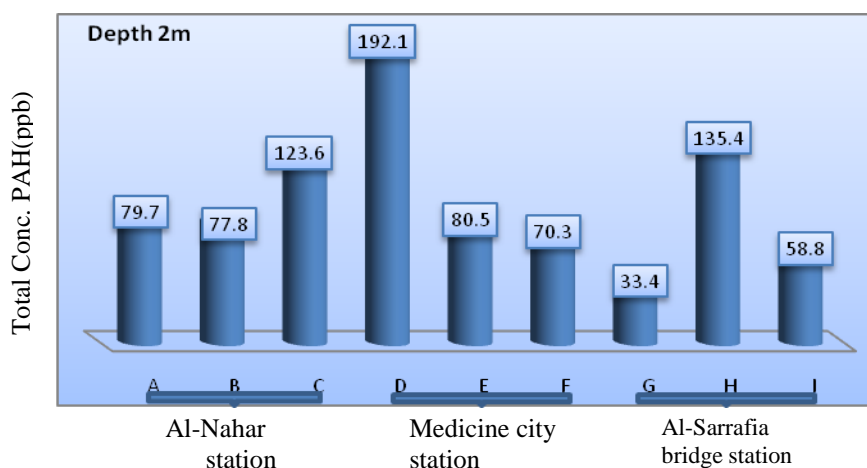


Location of sampling sites

Fig. 2 . Comparision the total concentration of PAH<sub>s</sub> in 5cm depth of water at various sites and stations of Tigris river.

Table 2. Concentration of individual PAH<sub>s</sub> in 2 m depth of water at various sites and station of Tigris river .

| No. | Component of PAHs      | Concentration of components PAHs (ppb) |      |       |                       |      |      |                   |       |      |
|-----|------------------------|--|------|-------|-----------------------|------|------|-------------------|-------|------|
|     |                        | Al-Nahar station                       |      |       | Medicine city station |      |      | Al-Sarrafa bridge |       |      |
|     |                        | A                                      | B    | C     | D                     | E    | F    | G                 | H     | I    |
| 1   | Naphthalene            | 14.9                                   | 14.5 | 19.4  | 34.5                  | 2.3  | 8.9  | 19.5              | 11    | 4.2  |
| 2   | Acenaphthylene         | 12                                     | 15   | 9.1   | 48.5                  | 20.6 | 5.8  | 0                 | 25    | 17   |
| 3   | Acenaphthene           | 7.1                                    | 6.5  | 0     | 13.4                  | 6.9  | 0    | 13.9              | 4.5   | 18   |
| 4   | Fluorene               | 3.1                                    | 0    | 0     | 33                    | 0    | 0    | 0                 | 0     | 0    |
| 5   | Phenanthrene           | 5.5                                    | 11.5 | 30.4  | 26                    | 0    | 8.1  | 0                 | 5.7   | 0    |
| 6   | Anthracene             | 0                                      | 0    | 13.2  | 0                     | 12.9 | 0    | 0                 | 23    | 0    |
| 7   | Fluoranthene           | 10.1                                   | 2.1  | 9.7   | 14.4                  | 0    | 0    | 0                 | 0     | 0    |
| 8   | Pyrene                 | 6.2                                    | 5.4  | 10.9  | 0                     | 10.3 | 0.8  | 0                 | 12    | 4.9  |
| 9   | Benzo(a)anthracene     | 1.3                                    | 0    | 12.2  | 0                     | 3.9  | 16.4 | 0                 | 17    | 0    |
| 10  | Chrysene               | 2.3                                    | 0    | 5.9   | 8                     | 0    | 0    | 0                 | 0     | 0    |
| 11  | Benzo(b)Fluoranthene   | 0                                      | 14.7 | 0.05  | 6.8                   | 5.1  | 22.3 | 0                 | 0     | 0    |
| 12  | Benzo(k)Fluoranthene   | 7.1                                    | 7.5  | 4.9   | 1.3                   | 2.9  | 3.3  | 0                 | 8.2   | 4.7  |
| 13  | Benzo(a)Pyrene         | 0                                      | 0    | 5.8   | 6.2                   | 5    | 2.3  | 0                 | 18    | 10   |
| 14  | Indeno(1,2,3-cd)Pyrene | 10.1                                   | 1.1  | 2.1   | 0                     | 10.9 | 2.4  | 0                 | 11    | 0    |
|     | Total Conc.PAH         | 79.7                                   | 77.8 | 123.6 | 192.1                 | 80.5 | 70.3 | 33.4              | 135.4 | 58.8 |

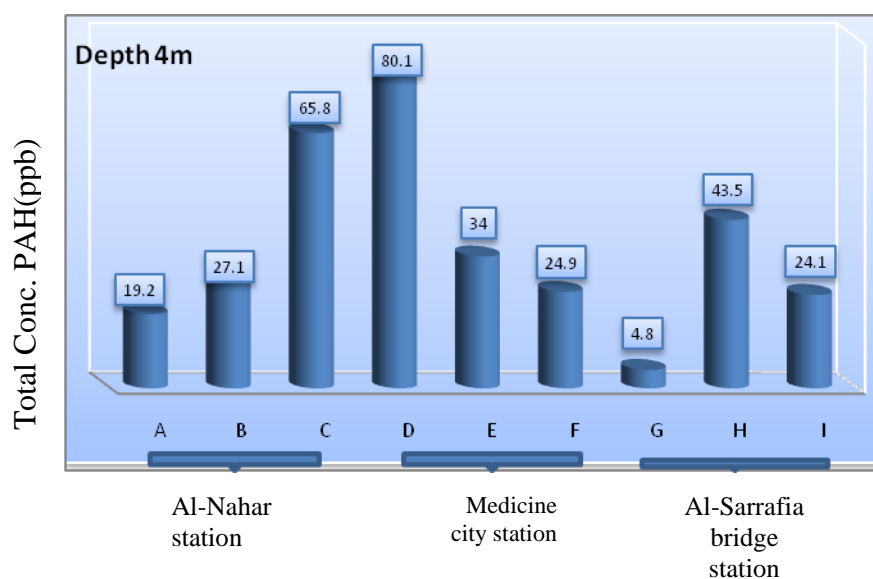


Location of sampling sites

Fig. 3 . Comparision the total concentration of PAH<sub>s</sub> in 2m depth of water at various sites and stations of Tigris river.

**Table 3. Concentration of individual PAH<sub>s</sub> in 4 m depth of water at various sites and station of Tigris river .**

| No. | Component of PAHs      | Concentration of components PAHs (ppb) |      |      |                       |     |      |                             |      |      |
|-----|------------------------|--|------|------|-----------------------|-----|------|-----------------------------|------|------|
|     |                        | Al-Nahar station                       |      |      | Medicine city station |     |      | Al-Sarrafiya bridge station |      |      |
|     |                        | A                                      | B    | C    | D                     | E   | F    | G                           | H    | I    |
| 1   | Naphthalene            | 4                                      | 3.6  | 4.8  | 8.6                   | 5.8 | 2.4  | 4.8                         | 2.7  | 2.5  |
| 2   | Acenaphthylene         | 3                                      | 3.7  | 2.3  | 12.1                  | 5.1 | 1.5  | 0                           | 6.2  | 7.8  |
| 3   | Acenaphthene           | 1.7                                    | 1.6  | 0    | 3.3                   | 1.7 | 0    | 0                           | 11   | 0    |
| 4   | Fluorene               | 0.7                                    | 0    | 0    | 8.3                   | 0   | 0    | 0                           | 0    | 0    |
| 5   | Phenanthrene           | 1.4                                    | 2.8  | 7.6  | 6.5                   | 0   | 2    | 0                           | 1.4  | 5.2  |
| 6   | Anthracene             | 0                                      | 0    | 3.3  | 0                     | 3.2 | 0    | 0                           | 5.8  | 0    |
| 7   | Fluoranthene           | 2.5                                    | 5.4  | 2.4  | 3.6                   | 0   | 0    | 0                           | 0    | 1.9  |
| 8   | Pyrene                 | 1.6                                    | 1.3  | 2.7  | 0                     | 2.5 | 0.2  | 0                           | 3.1  | 3    |
| 9   | Benzo(a)anthracene     | 0.3                                    | 0    | 3    | 0                     | 9.7 | 4.1  | 0                           | 4.1  | 0    |
| 10  | Chrysene               | 0.5                                    | 0    | 1.5  | 2                     | 0   | 0    | 0                           | 0    | 0    |
| 11  | Benzo(b)Fluoranthene   | 0                                      | 2.1  | 0    | 17                    | 1.3 | 5.5  | 0                           | 0    | 0    |
| 12  | Benzo(k)Fluoranthene   | 1.7                                    | 1.8  | 1.2  | 3.2                   | 0.7 | 0.8  | 0                           | 2    | 0    |
| 13  | Benzo(a)Pyrene         | 0                                      | 0    | 1.5  | 15.5                  | 1.3 | 0.6  | 0                           | 4.5  | 1    |
| 14  | Indeno(1,2,3-cd)Pyrene | 2.5                                    | 2.7  | 0.5  | 0                     | 2.7 | 0.6  | 0                           | 2.7  | 2.6  |
|     | Total Conc.PAH         | 19.2                                   | 27.1 | 65.8 | 80.1                  | 34  | 24.9 | 4.8                         | 43.5 | 24.1 |



Location of sampling sites

**Fig. 4 . Comparison the total concentration of PAH<sub>s</sub> in 4m depth of water at various sites and stations of Tigris river .**

The main goal of this study to evaluate some organic pollutants which were produced from the presence of the fourteen components of the high carbon atoms (C<sub>10</sub> – C<sub>22</sub>) of Polycyclic Aromatic Hydrocarbons (PAHs) and to determine it's concentrations for the distance located between the senak bridge station (south of Baghdad) and the Al-Sarafia bridge station (north of Baghdad) in the Tigris river water at

Baghdad city , Iraq on May 2012 . The locations of the three stations and the nine sites were predicted on a map with a Global Positioning System (GPS) and each site was then , located on the mapping medium using the (ARC-GIS) software program (**Figure 1**) . All the focused concentrations were determined using the Reverse Phase of High Performance Liquid Chromatograph (RP-HPLC) technique

. The (PAHs) components were detected in Tigris river water which were represented in (Tables 1, 2 and 3) . Some of the (PAHs) components were not observed in the water samples .That is probably due to the very low concentrations which can not be detected by HPLC-FID . The (PAHs) components can be classified into the following classifications : [Naphthalene (C<sub>10</sub>) is (2 rings PAHs)] , [Acenaphthylene and Acenaphthene (C<sub>12</sub>) , Fluorene (C<sub>13</sub>) , Phenanthrene and Anthracene (C<sub>14</sub>) are (3 rings PAHs) ] , [Fluoranthene and Pyrene (C<sub>16</sub>) , Benzo(a)anthracene (C<sub>20</sub>) , Chrysene (C<sub>18</sub>) are (4 rings PAHs)] , [Benzo(b) fluoranthene, Benzo(k) fluoranthene and Benzo(a)pyrene (C<sub>20</sub>) are (5 rings PAHs)] and [Indeno(1,2,3-cd)pyrene (C<sub>22</sub>) is (6 rings PAHs)] . In the Al-Nahar station , the concentrations of (PAHs) obtained from the water samples within 5 cm , 2 m and 4 m depths of water at western side (site A , Al-Karkh bank) , middle (site B) and eastern side (site C , Al-Resafa bank) are shown in (Figure 1) . The concentration's criteria of (PAHs) for river water is 1 µg/L each component to get 14 µg/L (PAHs) overall . Irrespective of the depths and locations , the water samples contained the maximum number of (PAHs) at 5 cm depth compared to that of 2 m and 4 m respectively . It can also , be observed the organic-pollution at Al-Resafa bank [109.7 µg/L , total concentration (PAHs)] is more than the correspondence of the Al-Karkh bank [105.5 µg/L , total concentration (PAHs)] .In the Medicine city station , the maximum concentration was found to be 228 µg/L (site F , Al-Resafa bank) , (Figure 2). In the Al-Sarrafa bridge station , the maximum concentration was found to be 128.1 µg/L (site H , middle of river) owing to the diffusion process when the thickness's layer of each bank becomes

(5 cm-50 cm) of (PAHs) , [7] . using the same route , we were observed the total concentrations of (PAHs) at 2 m and 4 m depths of water (Figure 3) and (Figure 4) respectively. The dominance of [1-6 rings (PAHs)] mainly attributed to Oil spillages , municipal and waste discharges , and atmospheric transport and the activity of some organisms , such as bacteria , algae and fungi [5-7] . The samples were taken from the higher contamination area, so this is not argument that the river was contaminated all .The organic pollution's order for the studied geographic location with a middle grade based on the criteria of the International Environmental Organizations such as (U.S-EPA and BHA ) as follows :

**Medicine city station > Al-Nahar station > Al-Sarrafa bridge station**

#### Acknowledgements

This research was financed by the Iraqi Ministry of Environment . The authors would like to thank Mr. Shaheen Abbas for his efforts to collect the samples , and the Central Environmental Laboratory for giving all sorts of laboratory facilities and helpful cooperation throughout the research work .

#### References:

- [1]. Maldonado V. M. and Rubio Quintana A.2008. " Heavy metal content in soils under different wastewater irrigation patterns in Chihuahua , Mexico ". Int. J. Environ. Res. Public Health .5:441-449 .
- [2]. Surveillance for waterborn-disease outbreaks United States 1997-1998 and MMWR 2000.
- [3]. Rabee A. M., A-Kareem B. M. and Al-Dhamin A. S. 2011. "Seasonal variations of some ecological parameters in Tigris River Water at

- Baghdad region , Iraq" . J. Water Resource and Protection . 3 : 262-267 .
- [4]. Barbooti M. M. , Bolzoni G. , Mirza I. A. , Pelosi M. , Barilli L. , Kadhur R. and Peterlongo G. 2010. "Evaluation of quality of drinking water from Baghdad , Iraq". J. Science World . 5 (2) : 35-46 .
- [5]. Mottaleb M. A. , Sarma D. K. , Sultana S. , Hussain M. M. , Islam S. M. and Salehuddin S. M. 2003. "Determination of (NSH) and (PAH) in the river water of Bangladesh by liquid-liquid extraction and Gas chromatography". J. Bull. Korean. Chem. Soc. 24 (1) : 99-105 .
- [6]. Nikolaou A. , Spyros K. , Kotopoulou M. N. , Kolokythas G. A. and Lekkas T.D. 2002. "Determination of volatile organic compounds in surface waters and treated wastewater in Greece". J. Water Research . 36 : 2883-2890 .
- [7]. Mottaleb M. A. , Ferdous M. , Islam M. S. , Salehuddin M. S. and Hussain M. M. 1999 . "Determination of (NSH) in the Buriganga River water of Bangladesh by Gas-liquid chromatography". J. Analytical Sciences . 15 : 995-1000 .
- [8]. Canadian Ministry of Environment , Quebec , Canada 2002 ; Available online:
- [9]. Fondekar S. P. and Gupta R. S. 1984. "Determination of hydrocarbons in aquatic systems and sediments " J. Marine Pollution. Bull. 8 : 201-206 .
- [10]. Report of UNESCO methods . 1982 – 1984. "The concentrations of the Hydrocarbons in aquatic Environmental system".

## تقويم التلوث العضوي المعتمد على تعيين المركبات الاروماتية المتعددة الحلقات (PAHs) في مياه نهر دجلة من عام 2012 م في مدينة بغداد - العراق

كمال حسين الربيعي\*      عبدالأمير مطلق فنجان\*\*      وسن عبد الرزاق محمود\*\*

\*وزارة البيئة / بغداد – العراق

\*\*قسم الكيمياء – كلية العلوم للبنات – جامعة بغداد / العراق

### الخلاصة :

تهدف الدراسة الى تحديد التلوث العضوي الناتج من وجود بعض المركبات الاروماتية المتعددة الحلقات (PAHs) وتعيين تراكيزها بوحدة (جزء من البليون ، مايكروغرام/لتر) في مياه نهر دجلة . قد تم جمع (27) نموذج من ثلاث محطات مختارة ، كل محطة تتكون من ثلاث نقاط ، الاولى على ضفة الكرخ ، والثانية في منتصف النهر ، والثالثة على ضفة الرصافة بشكل خط مستقيم على عرض النهر . يتألف كل موقع من ثلاثة أعماق هي (5 سم ، 2 م ، 4 م) على طول مسافة الموقع الجغرافي للدراسة البالغة (4 و6 كم) ، الواقعة بين جسر السنك ، وجسر الصرافية في مدينة بغداد – العراق في تاريخ مايس – 2012 م . لقد تم رسم خارطة الموقع الجغرافي للدراسة بواسطة نظام التحديد العالمي للمواقع (GPS) ، ونظام المعلومات الجغرافي (GIS) . لقد تم تعيين تركيز (14) مركب من مكونات (PAHs) بواسطة تقنية (الطور العكوس – الكروماتوغرافيا السائلة ذات الأداء العالي) ، (RP-HPLC) . لقد تم التعامل الكيميائي مع النماذج المائية بواسطة طريقة (إستخلاص سائل – سائل) ، ثم تتبعها عمليات : الترشيح ، التبخير ، التحفيف ، التركيز ليصبح المحلول جاهزاً للتحليل . بينت قيم تراكيز (PAHs) ، تجاوز قيمها عن القيم المعتمدة لدى المنظمات البيئية العالمية مثل وكالة حماية البيئة الامريكية (U.S-EPA) ، وكالة الصحة البريطانية (BHA) . أظهرت أن أقصى قيمة لتركيز (PAHs) هي (228 مايكروغرام/لتر) وجدت في (عمق 5 سم ، النقطة F ، محطة مدينة الطب ، ضفة الرصافة) ، (1 و192 مايكروغرام/لتر) وجدت في (عمق 2 م ، النقطة D ، محطة مدينة الطب ، ضفة الكرخ) ، (مايكروغرام/لتر) وجدت في (عمق 4 م ، النقطة D ، محطة مدينة الطب ، ضفة الكرخ) . بينما ظهر أن أدنى قيمة لتركيز (PAHs) هي (2 و51 مايكروغرام/لتر) وجدت في ( عمق 5 سم ، الموقع I ، محطة جسر الصرافية ، ضفة الرصافة ) ، (4 و33 مايكروغرام/لتر) وجدت في ( عمق 2 م ، الموقع G ، محطة جسر الصرافية ، ضفة الكرخ ) ، ( 4 و8 مايكروغرام/لتر) وجدت في ( عمق 4 م ، الموقع G ، محطة جسر الصرافية ، ضفة الكرخ ) .