

## Theory of Mitigate Temperature Effect on the Equilibrium Point in Vertical Cavity Surface Emitting Lasers

Hisham K. Hisham

Department of Electrical Engineering, College of Engineering, University of Basrah,  
Basra, Iraq.

[husham\\_kadhum@yahoo.com](mailto:husham_kadhum@yahoo.com)

### Abstract

This paper presents a way to mitigate the influence of temperature effects on the equilibrium point (Q-point) of vertical cavity surface emitting lasers (VCSELs) by investigating the effect of laser injection current ( $I_{inj}$ ) and dc-bias level ( $I_{bias}$ ) numerically using MATHCAD software. Results show that, by changing temperature 50 °C (i.e. from 10 to 60) with  $I_{inj} = 3I_{th}$  and  $I_{bias} = 0$ , the photons density ( $P(t)$ ) has decreased from  $1.636 \times 10^{16} \text{ cm}^{-3}$  to  $0.733 \times 10^{16} \text{ cm}^{-3}$ , the carrier density ( $N(t)$ ) has increased from  $2.367 \times 10^{18} \text{ cm}^{-3}$  to  $2.669 \times 10^{18} \text{ cm}^{-3}$  and the laser output power ( $P_{out}$ ) has decreased from the 2.366 mW to the 1.025 mW. In contrast, by increasing the  $I_{inj}$  from  $3I_{th}$  to  $5I_{th}$  and the  $I_{bias}$  from 0 to  $1.5I_{th}$ , the rate of the decreasing in the  $P(t)$  and in the  $P_{out}$  have reduced more than 25%.

**Keywords:** Equilibrium point, semiconductor lasers, vertical cavity surface emitting lasers, temperature effect.

**DOI:** <http://doi.org/10.32894/kujss.2019.14.2.4>

## نظرية التخفيف من تأثير درجة الحرارة على نقطة التوازن في ليزرات الانبعاث

### السطحي ذات التجويف العمودي

هشام كاظم هاشم

قسم الهندسة الكهربائية، كلية الهندسة، جامعة البصرة، البصرة، العراق.

[husham\\_kadhun@yahoo.com](mailto:husham_kadhun@yahoo.com)

#### الملخص

تقدم هذه الورقة طريقة للتخفيف من تأثير تأثيرات درجة الحرارة على نقطة التوازن (Q-point) لليزر الانبعاث السطحي ذات التجويف العمودي (VCSEL) من خلال دراسة تأثير تيار الحقن ( $I_{inj}$ ) ومستوى التحيز المستمر ( $I_{bias}$ ) عددياً باستخدام برنامج الـ MATHCAD. تظهر النتائج أنه بتغيير درجة الحرارة 50 درجة مئوية (أي من 10 إلى 60) مع  $I_{inj} = 3I_{th}$  و  $I_{bias} = 0$ ، فإن كثافة الفوتونات ( $P(t)$ ) قد انخفضت من ( $10^{16} \times 1.636 \text{cm}^{-3}$ ) إلى ( $10^{16} \times 0.733 \text{cm}^{-3}$ ) و قد زادت الكثافة الحاملة ( $N(t)$ ) من ( $10^{18} \times 2.367 \text{cm}^{-3}$ ) إلى ( $10^{18} \times 2.669 \text{cm}^{-3}$ ) وانخفضت قدرة الليزر ( $P_{out}$ ) من 2.366 ملي واط إلى 1.025 mW. في المقابل، عند زيادة  $I_{inj}$  من  $3I_{th}$  إلى  $5I_{th}$ ، و  $I_{bias}$  من 0 إلى  $I_{th}$  فإن معدل التناقص في  $P(t)$  وفي  $P_{out}$  قد أنخفض إلى أكثر من 25%.

**الكلمات الدالة:** نقطة التوازن، ليزرات أشباه الموصلات، ليزر الانبعاث السطحي ذات الفجوة العمودية، تأثير درجة الحرارة.

DOI: <http://doi.org/10.32894/kujss.2019.14.2.4>

## 1. Introduction:

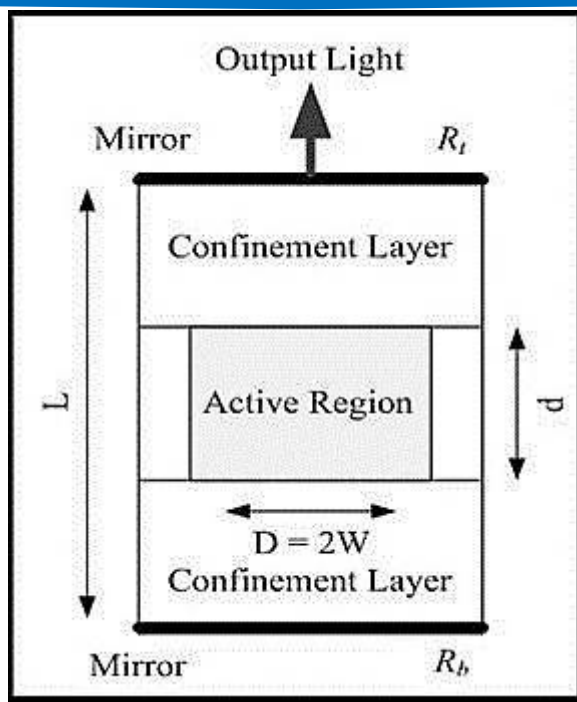
The huge increase in the amount of the data transferred enhances the use of wavelength division multiplexing (WDM) and dense WDM (DWDM) systems [1-3]. This requires laser with a single-longitudinal-mode (SLM) operation, fast response, low chirp and high wavelength stability [4]. However, the change in temperature leads to fluctuate in the lasing frequency, which makes it unsuitable for the WDM and DWDM requirements [5]. This instability is one of the most important limitations that affecting the performance of these systems [6].

Due to their superior features such as SLM operation, very low threshold current, direct laser-to-fiber connection and narrow circular output beam, VCSELs have attracted an exciting attention making them one of the most important and promising sources for high-speed fiber optic communication systems [7-16]. However, and despite all of their advantages, there are still number of unwanted features that make edge-emitting lasers more competitive. One of these, which can limit their characteristics, is the temperature behavior [6-8]. VCSEL is a highly stronger temperature-sensitive device [8,9]. Temperature changing directly affects lasing wavelength, laser threshold current, laser output, system efficiency, and operating lifetime [17-20].

In the last few decades, many theoretical and experiential studies on the characteristics of VCSELs have been reported [9-26]. However, to our best knowledge; there is no study has been reported on the Q-point characteristics. Equilibrium point plays an important role in determining the VCSEL,s performance. Where, any unexpected movement may lead to an increase in the threshold criteria and sometimes may push the laser to work in undesirable areas, which leading it to failure in operation [27-29]. Therefore, mitigating the thermal effect on the Q-point characteristics is an important and indispensable.

## 2. VCSEL Model Development:

Fig. 1 shows the model of VCSEL under the assumption of a uniform gain structure [8, 9, 27]. Due to the multi-visual feedbacks, the amplifications inside the active region of the laser will generate by providing top and bottom mirrors with  $R_t$  and  $R_b$  reflectivity, respectively. Then the output light will emit from the layers vertically [8, 9, 27].



**Fig. 1: VCSEL model [9].**

The rate equations, Eqs. (1) - (3) are the basic of the temperature VCSEL model analysis presented in this paper. These equations are simple, flexible, and are applicable for both direct and continuous modulated laser operations [27, 30].

$$\frac{dP(t)}{dt} = \Gamma g \frac{N(t) - N_0}{1 + \varepsilon P(t)} - \frac{P(t)}{\tau_p} + \frac{\Gamma \beta N(t)}{\tau_n} \quad (1)$$

$$\frac{dN(t)}{dt} = \frac{I(t)}{qV} - g \frac{N(t) - N_0}{1 + \varepsilon P(t)} P(t) - \frac{N(t)}{\tau_n} \quad (2)$$

$$P_{out}(t) = \frac{v \eta h \nu}{2 \Gamma \tau_p} P(t) \quad (3)$$

Where,  $P(t)$  is the photon density,  $N(t)$  is the carrier density,  $N_0$  is the transparency carrier density,  $I(t)$  is the laser drive current,  $q$  is the electron charge,  $V = (\pi d W^2)$  is the active region volume,  $\tau_n$  is the electron lifetime,  $g$  is the gain slop constant,  $\varepsilon$  is the nonlinear gain coefficient,  $\Gamma = \frac{d}{L}$  is the optical confinement factor,  $\tau_p$  is the photon lifetime,  $\eta$  is the laser quantum efficiency,  $v$  is the laser wavelength, and  $\beta$  is the spontaneous emission factor. By considering

the effect of the temperature (T) variation, the VCSEL threshold current  $I_{th,VCSEL}$  can be rewritten as [9, 27-29].

$$I_{th,VCSEL}(T) = qV N_{t,VCSEL} \Psi(T, N_{t,VCSEL}) \quad (4)$$

Where  $\Psi(T, N_{t,VCSEL})$  is the carriers recombination rate [9, 28, 29], given as

$$\Psi(T, N_{t,VCSEL}) = A + BN_{t,VCSEL}(T) + CN_{t,VCSEL}^2(T) \quad (5)$$

where A, B, C(T) and  $N_{t,VCSEL}$  are the non-radiative recombination, the radiative recombination coefficient, the temperature dependence (TD) Auger process and the threshold carrier density, respectively. The TD of the VCSEL model is assumed vary according to [1-6, 9]. The TD photon lifetime  $\tau_p(T)$  can be calculated by [1-6, 9]:

$$\tau_p(T) = \frac{1}{v_g(T)\alpha_{T,VCSEL}(T)} \quad (6)$$

Where  $\alpha_{T,VCSEL}(T)$  is the TD total cavity loss that is defined as [9]

$$\alpha_{T,VCSEL}(T) = \alpha_{int}(T) + \frac{1}{L} \ln\left(\frac{1}{R}\right) + \Gamma\alpha_d \quad (7)$$

Where  $\alpha_{int}(T)$  is the TD internal cavity loss,  $\left(\frac{1}{L}\ln\left(\frac{1}{R}\right)\right)$  is the mirror loss,  $R = (R_t.R_b)/2$  and  $\alpha_d$  is the diffraction loss defined by [9]

$$\alpha_d = -\frac{1}{d} \ln \left( \frac{2}{\left( 2 + 3 \left( \frac{2(L-d)}{kW^2} \right)^2 \right) + \left( \frac{2(L-d)}{kW^2} \right)^4} \right) \quad (8)$$

Where  $k (=2\pi n/\lambda)$  is the propagation constant, n is the effective refractive index and  $\lambda$  is the lasing wavelength.

### 3. Results and Discussion:

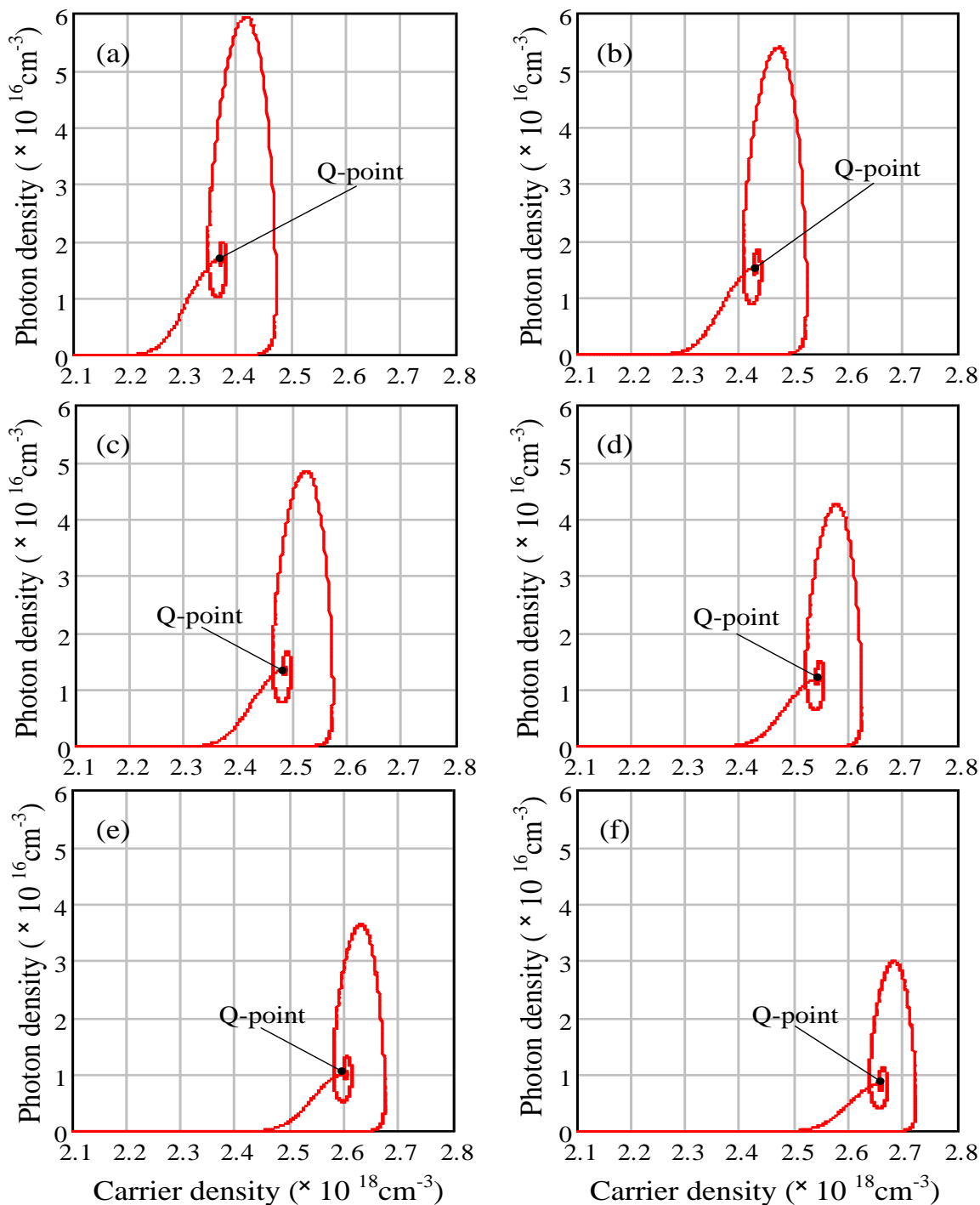
Table 1 shows the typical values of the VCSEL parameters that are used in analysis.

**Table 1:** Parameters of VCSEL model [8, 9, 28, 29].

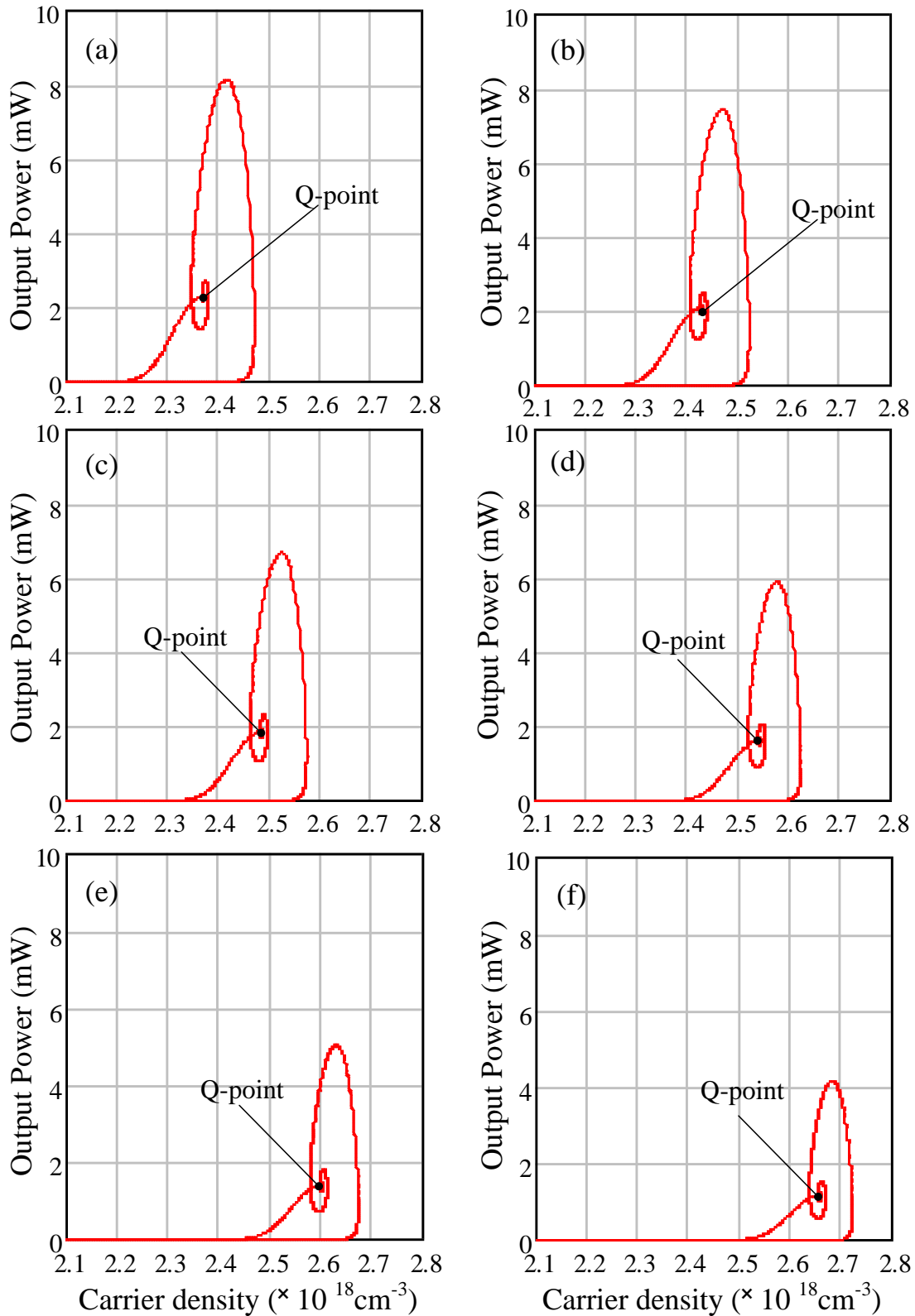
Parameters	Description
$N_o = 1 \times 10^{24} \text{ m}^{-3}$	Transparency carrier density
$A = 1 \times 10^8 \text{ sec}^{-1}$	Non-radiative coefficient
$B = 1 \times 10^{-16} \text{ m}^3/\text{sec}$	Radiative coefficient
$C = 3 \times 10^{-41} \text{ m}^6/\text{sec}$	Auger coefficient
$\lambda = 0.87 \text{ }\mu\text{m}$	Lasing wavelength
$d = 3 \text{ }\mu\text{m}$	Active region length
$D = 4 \text{ }\mu\text{m}$	Active region diameter
$\alpha_{int} = 18.571 \text{ cm}^{-1}$	Internal cavity loss
$R = 0.99$	Mirror reflectivity
$I_{inj} = 3 I_{th}$	Injection current

Fig. 2 and 3 show the effect of temperature variation on the VCSEL phase plane ( $dP/dN$ ) and output power ( $P_{out}$ ) response characteristics at zero bias (i.e.  $I_{bias} = 0$ ) and  $I_{inj} = 3I_{th}$ , respectively. Results show a significant effect of temperature on the laser output performance. Where, by varying temperature 50 °C (i.e. from 10 to 60 °C), photons density  $P(t)$  has decreased from  $1.636 \times 10^{16} \text{ cm}^{-3}$  to  $0.733 \times 10^{16} \text{ cm}^{-3}$ . In contrast, carrier density  $N(t)$  has increased from  $2.367 \times 10^{18} \text{ cm}^{-3}$  to  $2.669 \times 10^{18} \text{ cm}^{-3}$ . This behavior has forced the equilibrium point (Q-point) to move away from its position. This change in the laser performance due to this nonlinear behavior has pushed the  $P_{out}$  to decrease from the 2.26 mW to the 1.16 mW as shown in Fig 4. The obtained results can be explained more precisely as: due to the strongly temperature dependence of the laser performance [28, 29], thus with temperature changing, the internal fluctuations will increase gradually which leads to increase the total cavity loss [1-6, 28, 29]. Due to the short laser cavity, the increment in the total loss results in reducing in the photon lifetime [8, 9, 27], and in turn this leads for increasing in the threshold carrier density ( $N_{th}$ ) [8, 9, 27-29]. And as its known, any increase in the  $N_{th}$  (i.e. laser threshold current ( $I_{th}$ )) at constant  $I_{inj}$ ; meaning that the laser needs to more time to operate or may be fail to work if  $I_{th}$  increases with temperature to a value above from the  $I_{inj}$  [9, 28, 29]. The Q-point movement is very important; it may push the laser to operating in improper region leads to increase the total loss [28, 29] or make it in the off mode [9]. It can be seen that the Q- point takes an approximately a spiral path before reaching its steady state. This path represents the behavior of the laser during the transient

period [28, 29]. This period is very important for laser performance especially for the fast response applications [1-6, 8, 9, 28, 29].

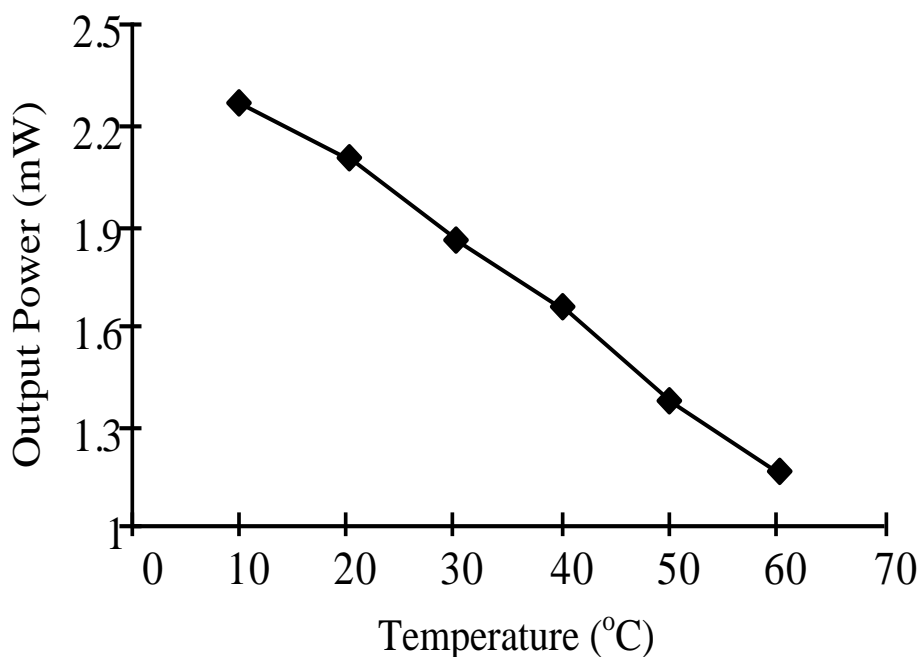


**Fig. 2:** VCSEL phase plane at  $I_{bias} = 0$  and  $I_{inj} = 3I_{th}$ : (a)  $T = 10^\circ\text{C}$ , (b)  $T = 20^\circ\text{C}$ , (c)  $T = 30^\circ\text{C}$ , (d)  $T = 40^\circ\text{C}$ , (e)  $T = 50^\circ\text{C}$ , (f)  $T = 60^\circ\text{C}$ .



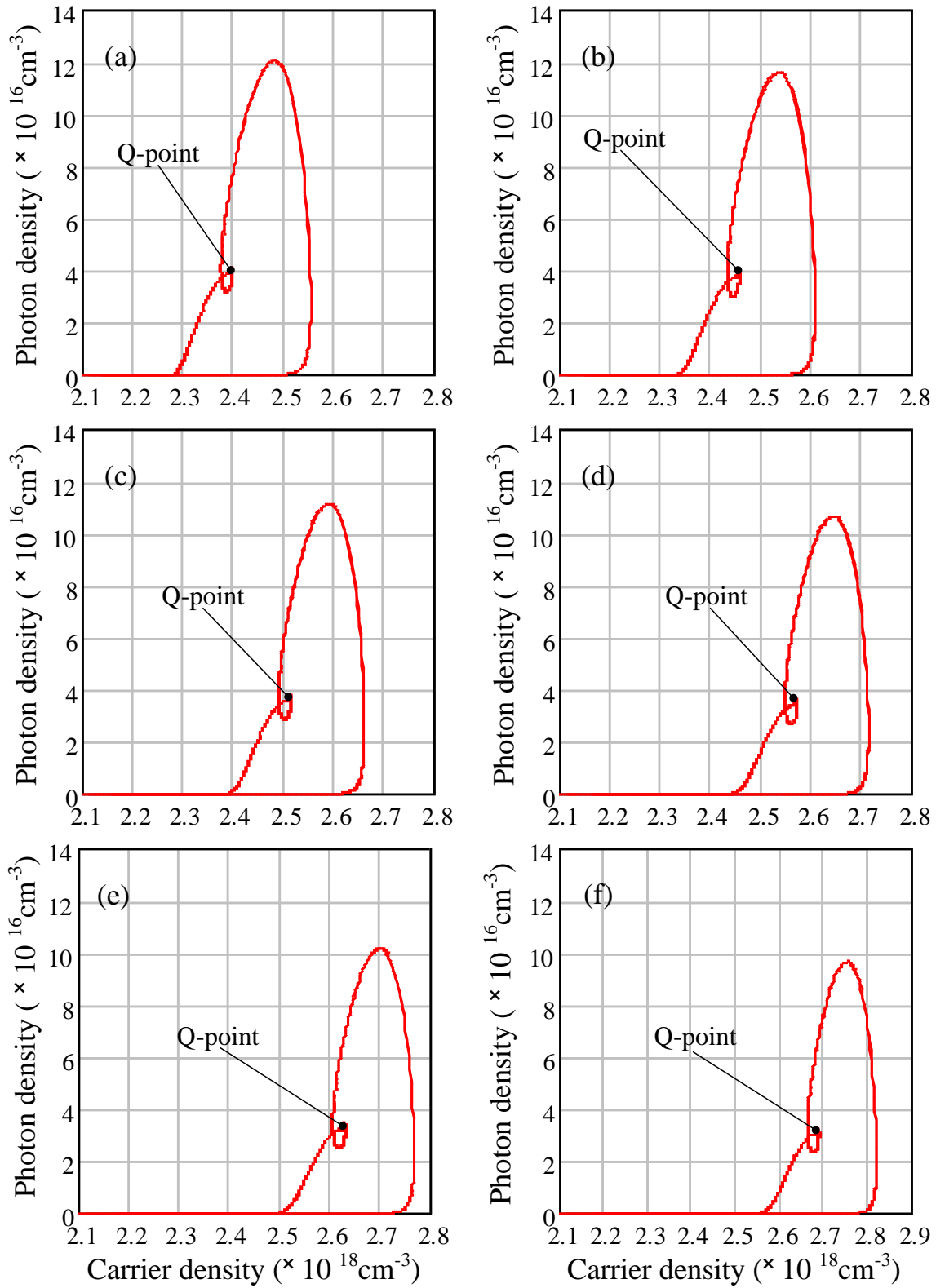
**Fig. 3:** VCSEL output power vs carrier density at  $I_{bias} = 0$  and  $I_{inj} = 3I_{th}$ : (a)  $T = 10^\circ\text{C}$ , (b)  $T = 20^\circ\text{C}$ , (c)  $T = 30^\circ\text{C}$ , (d)  $T = 40^\circ\text{C}$ , (e)  $T = 50^\circ\text{C}$ , (f)  $T = 60^\circ\text{C}$ .



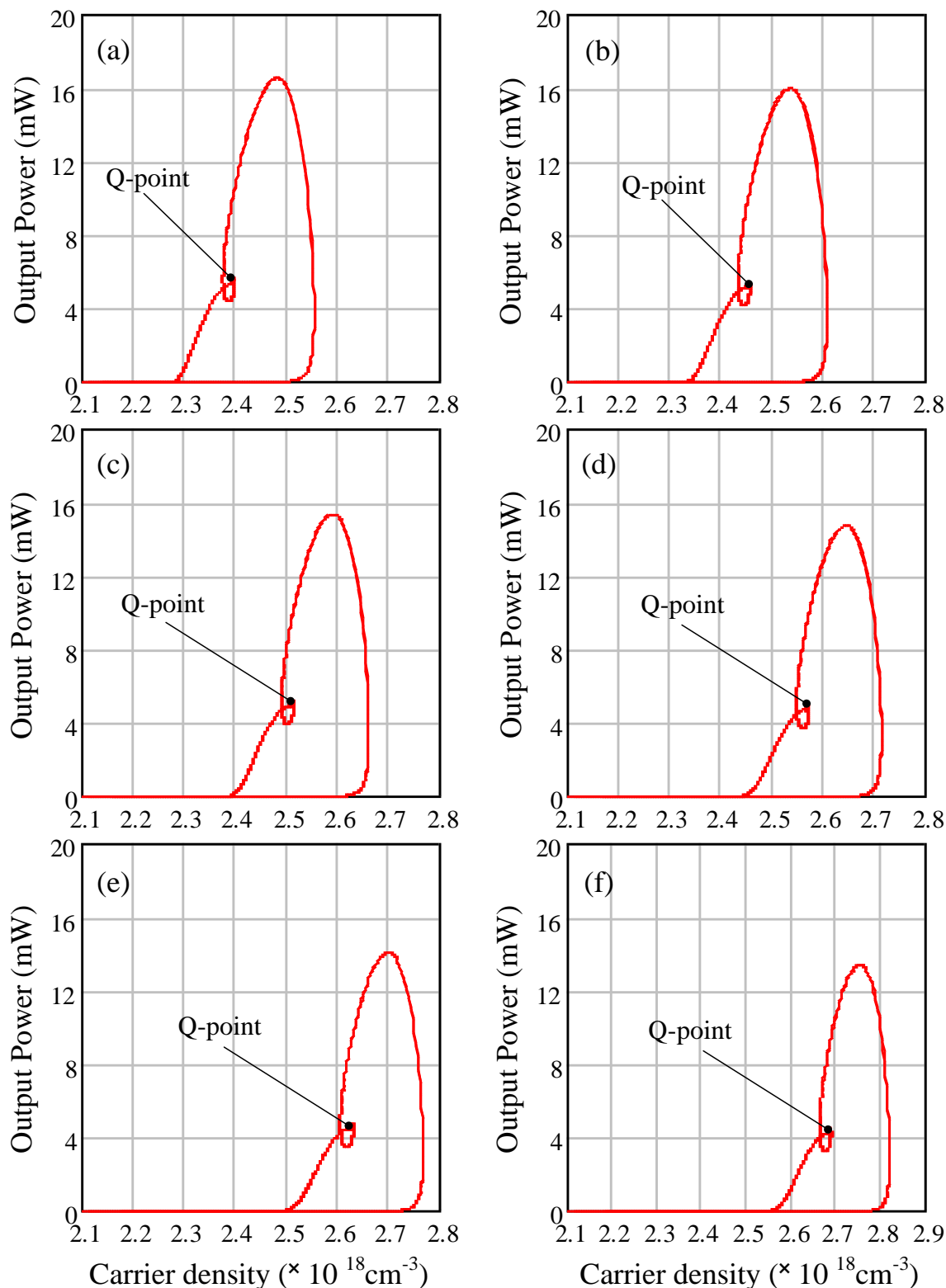


**Fig. 4:** Effect of temperature variation on VCSEL output power at  $I_{bias} = 0$  and  $I_{inj} = 3I_{th}$ :

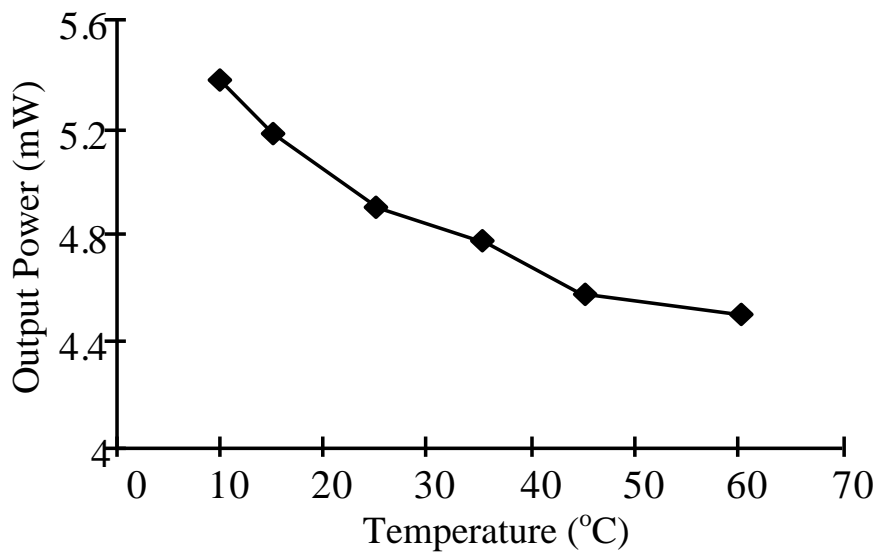
Fig. 5 , 6 show the effect of temperature variation on the VCSEL phase plane ( $dP/dN$ ) and output power ( $P_{out}$ ) response characteristics at  $I_{bias} = 1.5I_{th}$  and  $I_{inj} = 3I_{th}$ , respectively. We can see that, the operating with input biasing level has affected positively on the laser performance. By comparing the results have obtained in Fig. 5 (a) with that have given in Fig. 2 (a) it can be seen that  $P(t)$  has increased more than the doubled at the same temperature operation and by changing temperature 50 °C, the rate of the decreasing in the  $P(t)$  and in the  $P_{out}$  (as shown in Fig. 7) has reduced approximately more than by 25% compared to what is given in Fig. 4. In contrast, the rate of the increase in the  $N(t)$  is not the most influential. This behavior can be explained as: increasing the basing level leads to increase the photons number inside the active region [28, 29], which leading to a reduction in the laser threshold level and thus hastens from the lasing emitting, thus increases  $P_{out}$  [28, 29].



**Fig. 5:** VCSEL phase plane at  $I_{bias} = 1.5I_{th}$  and  $I_{inj} = 3I_{th}$ : (a)  $T = 10^\circ \text{C}$ , (b)  $T = 20^\circ \text{C}$ , (c)  $T = 30^\circ \text{C}$ , (d)  $T = 40^\circ \text{C}$ , (e)  $T = 50^\circ \text{C}$ , (f)  $T = 60^\circ \text{C}$ .



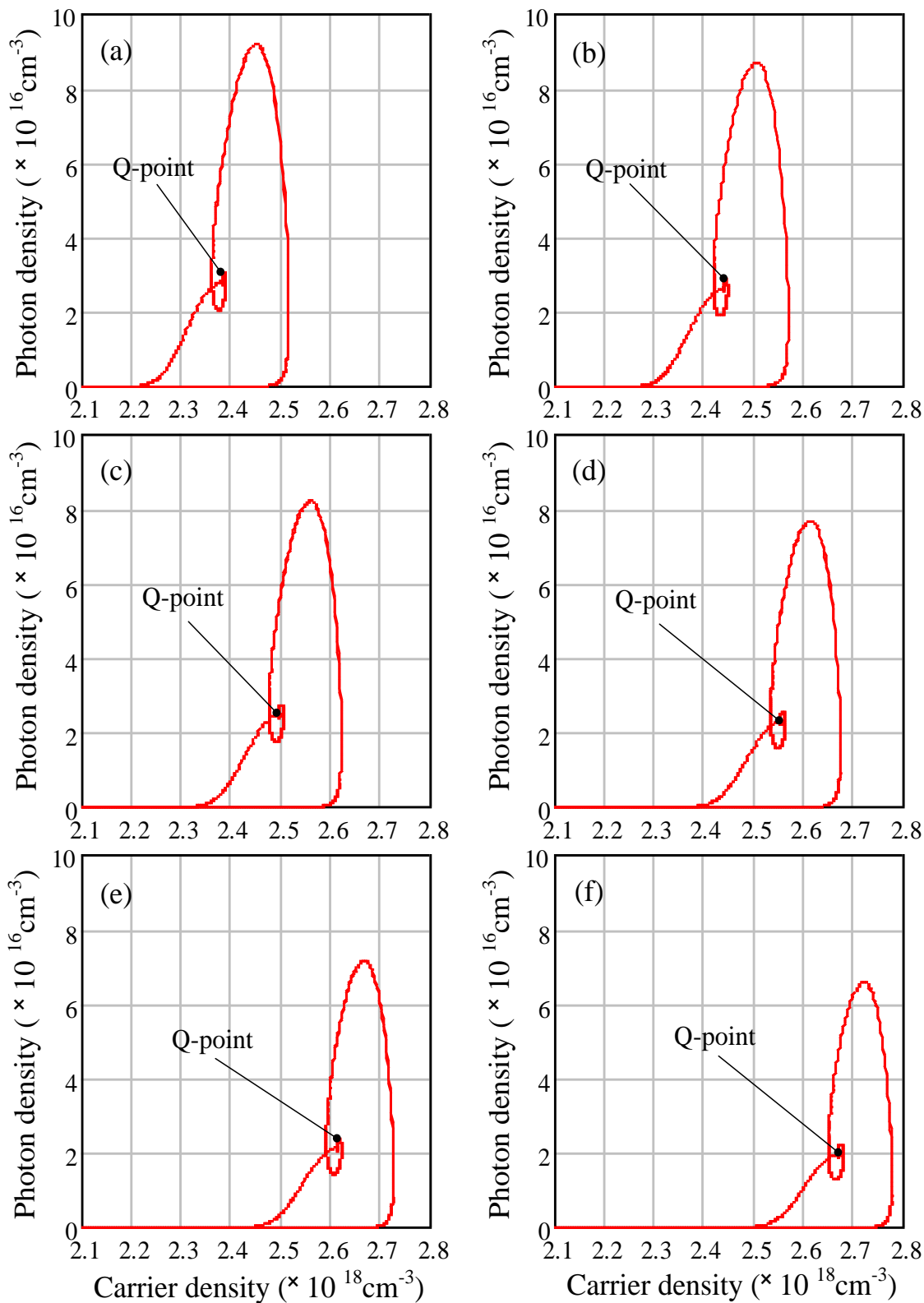
**Fig. 6:** VCSEL output power vs carrier density at  $I_{bias} = 1.5I_{th}$  and  $I_{inj} = 3I_{th}$ : (a)  $T = 10^\circ\text{C}$ , (b)  $T = 20^\circ\text{C}$ , (c)  $T = 30^\circ\text{C}$ , (d)  $T = 40^\circ\text{C}$ , (e)  $T = 50^\circ\text{C}$ , (f)  $T = 60^\circ\text{C}$ .



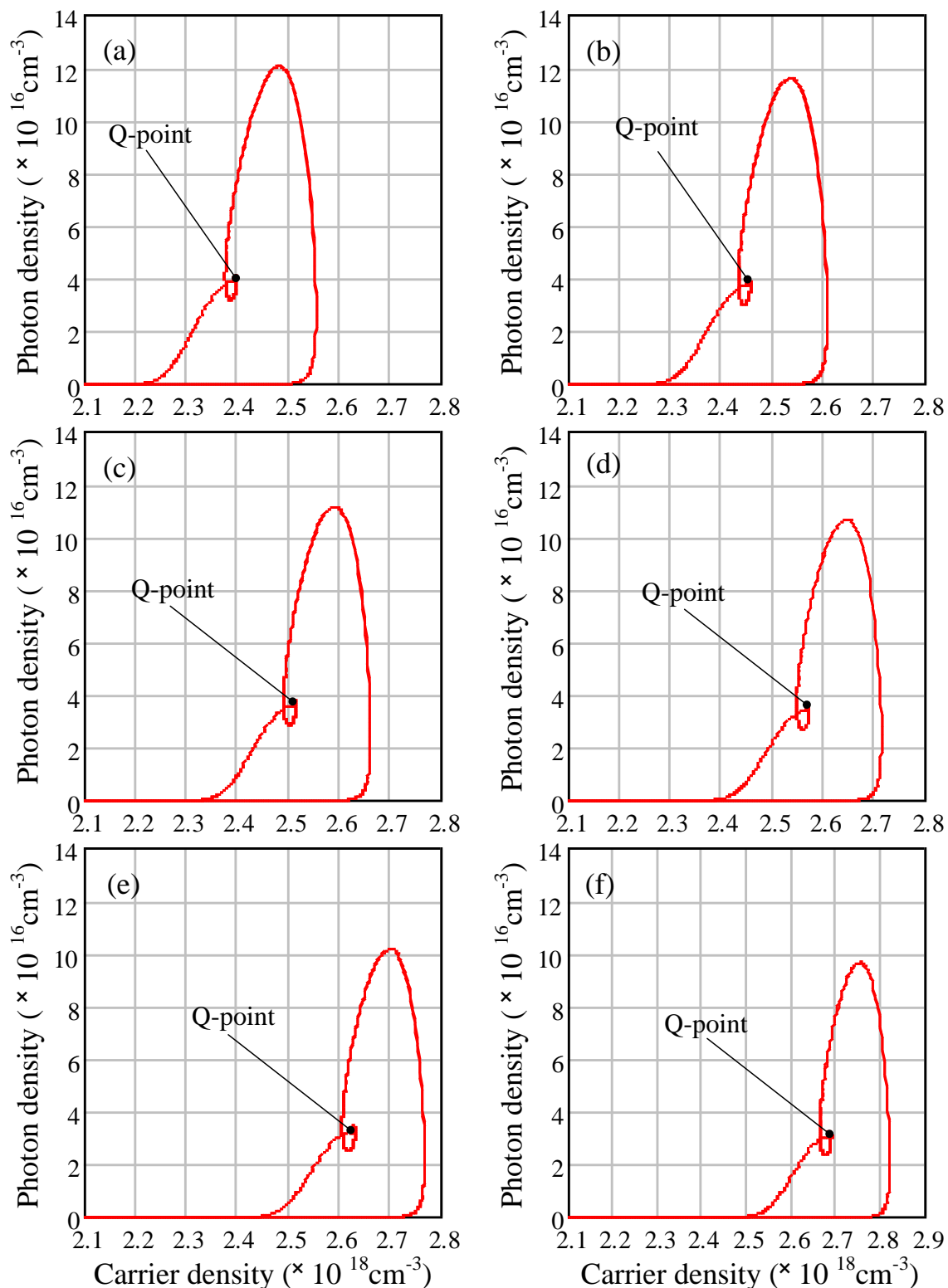
**Fig. 7:** Effect of temperature variation on VCSEL output power at  $I_{bias} = 1.5I_{th}$  and  $I_{inj} = 3I_{th}$

Fig. 8, 9 show the effect of temperature variation on the VCSEL phase plane ( $dP/dN$ ) characteristics at  $I_{bias} = 0$  and for  $I_{inj} = 4I_{th}$  and  $I_{inj} = 5I_{th}$  respectively. Results show, for the same range in temperature change, the moving in the Q-point is less than that given in the Fig. 2. More increasing in the  $I_{inj}$  value leads to an overall improvement in the behavior. Where,  $P(t)$  has decreased from  $2.738 \times 10^{16} \text{ cm}^{-1}$  to the  $2.065 \times 10^{16} \text{ cm}^{-1}$ , this means that the decreasing range in the  $P(t)$  has reduced more than 25% compare with what is in the Fig. 2, and this is reflected significantly on system performance as shown in Fig. 10. Where, the decreasing rate in the  $P_{out}$  has reduced from 1.51 mW to the 0.97 mW with increasing the  $I_{inj}$  value from  $4I_{th}$  to  $5I_{th}$ .

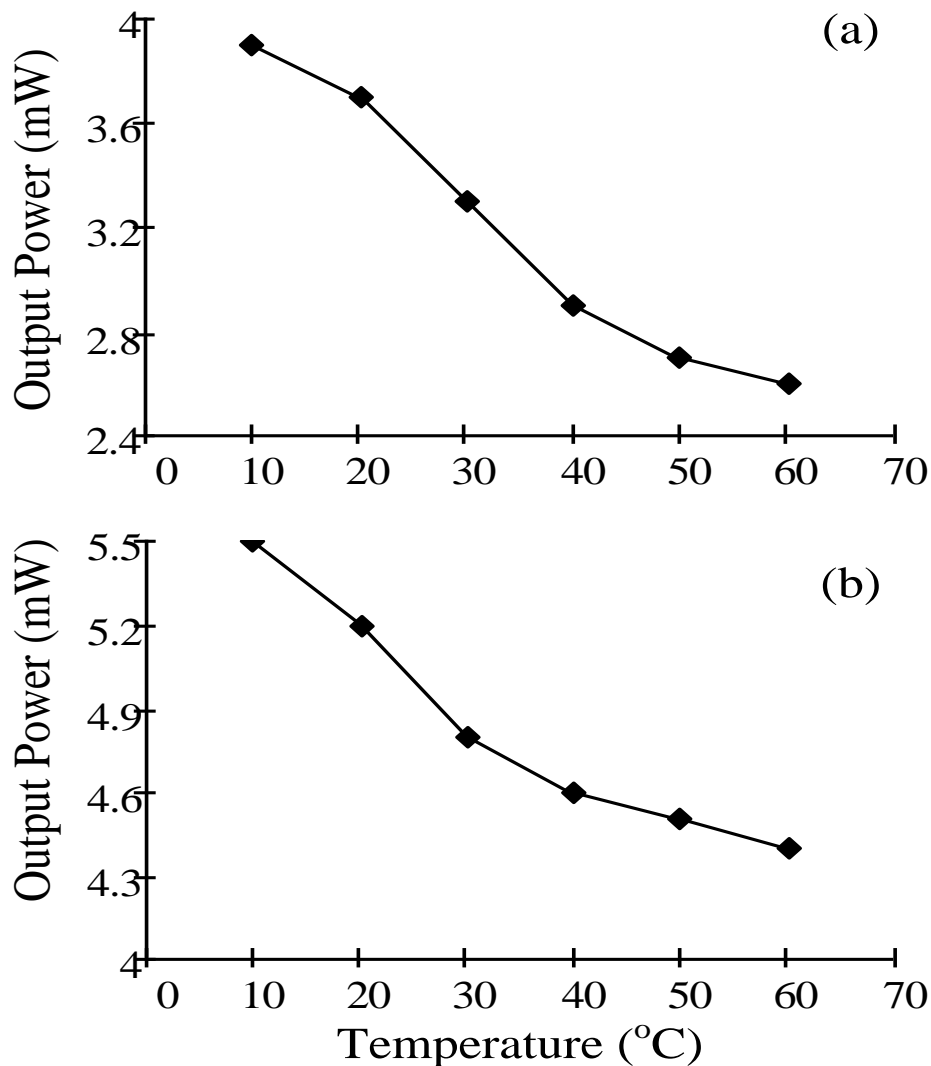
This effect can be summarized as: the change in temperature leads to an increase in total system losses [1-6, 9 28, 29] resulting in a reduction in the photon density value and thus reduction in  $P_{out}$  [28, 29]. In contrast, the increase in the  $I_{inj}$  value leads to an excessive increases in the photons concentration inside the active region and thus to the strengthening of constructive interactions between the carriers [28, 29], leading to a fold effect of the change in temperature. This effect may not be clearly observed from the first glance, but when looking at the results in Figs. 8 and 9 from (a) to (f) and comparing them with what is shown in Fig. 2, the effect is evident. These results are very important, and they can be considered as a guideline for this type of laser designers to avoid undesirable work areas.



**Fig. 8:** VCSEL phase plane at  $I_{bias} = 0$  and  $I_{inj} = 4I_{th}$ : (a)  $T = 10^\circ\text{C}$ , (b)  $T = 20^\circ\text{C}$ , (c)  $T = 30^\circ\text{C}$ , (d)  $T = 40^\circ\text{C}$ , (e)  $T = 50^\circ\text{C}$ , (f)  $T = 60^\circ\text{C}$ .



**Fig. 9:** VCSEL phase plane at  $I_{bias} = 0$  and  $I_{inj} = 5I_{th}$ : (a)  $T = 10^\circ \text{ C}$ , (b)  $T = 20^\circ \text{ C}$ , (c)  $T = 30^\circ \text{ C}$ , (d)  $T = 40^\circ \text{ C}$ , (e)  $T = 50^\circ \text{ C}$ , (f)  $T = 60^\circ \text{ C}$ .



**Fig. 10:** Effect of temperature variation on VCSEL output power at  $I_{bias} = 0$ : (a)  $I_{inj} = 4I_{th}$  and (b)  $I_{inj} = 5I_{th}$

#### 4. Conclusion:

A numerical analysis on mitigating the effect of temperature ( $T$ ) variation on the Q-point characteristics of a VCSEL is conducted successfully by considering the effect of injection current ( $I_{inj}$ ) and dc-bias level ( $I_{bias}$ ). Results show that, Q-point response is affected by  $T$  significantly, where at high  $T$  variation; photon density and laser output power are reduced. However, the decreasing rate in the output power with  $T$  can be mitigating significantly by increasing the  $I_{inj}$  and/or the  $I_{bias}$ . The obtained results can be used as a guideline for designing and operating the VCSELs in high speed optical networks.

## References

- [1] H. K. Hisham, "*Low Dispersion Performance of Plastic Grating Fibers Using Genetic Algorithms*", Al Nahrain journal for Engineering Science, 21(1), 45 (2018).
- [2] H. K. Hisham, G. A. Mahdiraji, A. F. Abas, M. A. Mahdi, F. R. Mahamd Adikan, "*Frequency Modulation Response due to the Intensity Modulation of a Fiber Grating Fabry-Perot Lasers*", Journal of Modern Optics, 61(13), 393 (2014).
- [3] H. K. Hisham, A. F. Abas, G. A. Mahdiraji, M. A. Mahdi, A. S. Muhammad Noor, "*Characterization of phase noise in a single-mode fiber grating Fabry-Perot laser*" Journal of Modern Optic, 59(2), 393 (2012).
- [4] H. K. Hisham, A. F. Abas, G. A. Mahdiraji, M. A. Mahdi, A. S. Muhammad Noor, "*Relative Intensity Noise Reduction by Optimizing Fiber Grating Fabry-Perot Laser Parameters*," IEEE Journal of Quantum Electronics, 48(3), 385 (2012).
- [5] H. K. Hisham, A. F. Abas, G. A. Mahdiraji, M. A. Mahdi, F. R. Mahamd Adikan, "*Optimizing the External Optical Cavity Parameters for Performance improvement of a Fiber Grating Fabry-Perot Laser*", Optical Review Journal, 22(2), 1340 (2015).
- [6] H. K. Hisham, "*Effect of Temperature Variations on Strain Response of Polymer Bragg Grating Optical Fiber*", Iraq Journal of Electrical and Electronics Engineering, 13(1), 53 (2017).
- [7] M. Osinski and W. Nakwaski, "*Thermal effects in vertical cavity surface emitting lasers*", International Journal of High Speed Electronics Systems, 5(4), 667 (1994).
- [8] K. Iga, "*Vertical-Cavity Surface-Emitting Laser: Its Conception and Evolution*", Japanese Journal of Applied Physics, 47(1), 1 (2008).





- [9] Hisham K. Hisham, "*Delay Time Reduction in VCSEs by Optimizing Laser Parameters*", Iraq Journal of Electrical and Electronics Engineering, 12(2), 146 (2017).
- [10] A. Furukawa, S. Sasaki, M. Hoshi and A. Matsuzono, "*High-power single-mode vertical-cavity surface-emitting lasers with triangular holey structure*", Applied Physics Letters, 85(22), 5161 (2004).
- [11] N. Samal, S. R. Johnson, D. Ding, A. K. Samal, S. Q. Yu, and Y.-H. Zhang, "*High-power single-mode vertical-cavity surface-emitting lasers*", Applied Physics Letters, 87(1), 161108 (2005).
- [12] S. H. Park and H. Jeon, "*Theory of the mode stabilization mechanism in concave-mirror-capped vertical-cavity surface-emitting lasers*", Applied Physics Letters, 94(14), 1312 (2003).
- [13] R. M. Würtemberg, P. Sundgren, J. Berggren and M. Hammar, "*1.3  $\mu\text{m}$  InGaAs vertical-cavity surface-emitting lasers with mode filter for single mode operation*", Applied Physics Letters, 85(21), 4851 (2004).
- [14] T. Czyszanowski, R. P. Sarzała, M. Dems, W. Nakwaski, H. Thienpont, and K. Panajotov, "*Optimal photonic-crystal parameters assuring single-mode operation of 1300 nm AllnGaAs vertical-cavity surface-emitting laser*", Journal of Applied Physics, 105(9), 093102 (2009).
- [15] J. Rudolph, S. Döhrmann, D. Hägele, and M. Oestreich, "*Room-temperature threshold reduction in vertical-cavity surface-emitting lasers by injection of spin-polarized electrons*", Applied Physics Letters, 87(24), 241117 (2005).
- [16] W. J. Liu, X. L. Hu, L. Y. Ying, J. Y. Zhang and B. P. Zhang, "*Room temperature continuous wave lasing of electrically injected GaN-based vertical cavity surface emitting lasers*", Applied Physics Letters, 104(25), 251116 (2014).



- [17] P. P. Baveja, B. Kogel, P Westbergh, J. S. Gustavsson, A. Haglund, D. N. Maywar, G. P. Agrawal, A Larsson, "*Assessment of VCSEL thermal rollover mechanisms from measurements and empirical modeling*", Optics Express, 19(16), 15490 (2011).
- [18] W. Hofmann, "*High-speed buried tunnel junction vertical-cavity surface-emitting lasers*", IEEE Photonics Journal, 2(5), 802 (2010).
- [19] R. Safaisini, J. R. Joseph, and K. L. Lear, "*Scalable high-CW-power high-speed 980-nm VCSEL arrays*", IEEE Journal of Quantum Electronics, 46(11), 1590 (2010).
- [20] P. Westbergh, J. Gustavsson, A. Haglund, M. Skold, A. Joel, and A. Larsson, "*High speed, low-current-density ° 850 nm VCSELs*", IEEE Journal of Selected Topics of Quantum Electronics, 15(3), 694 (2009).
- [21] C. Masollera and M. S. Torreb, "*Modeling thermal effects and polarization competition in vertical-cavity surface-emitting lasers*", Optics Express, 16 (26), 2128 (2008).
- [22] S. Mogg, N. Chitica, U. Christiansson, R. Schatz, P. Sundgren, C. Asplund, and M. Hammar, "*Temperature sensitivity of the threshold current of long-wavelength InGaAs-GaAsVCSELs with large gain-cavity detuning*", IEEE Journal of Quantum Electronics, 40(5), 453 (2004).
- [23] E. S. Björnin, J. Geske, M. Mehta, J. Piprek, and J. E. Bowers, "*Temperature dependence of the relaxation resonance frequency of long-wavelength vertical-cavity lasers*", IEEE Photonics Technology Letters, 17(5), 944 (2005).
- [24] H. C. Schneider, A. J. Fischer, W. W. Chow, and J. F. Klem, "*Temperature dependence of laser threshold in an InGaAsN vertical-cavity surface-emitting laser*", Applied Physics Letters, 78(22), 3391 (2001).



- 
- [25] C. Chen, P. O. Leisher, A. A. Allerman, K. M. Geib, and K. D. Choquette, "*Temperature analysis of threshold current in infrared vertical-cavity surface-emitting lasers*", IEEE Journal of Quantum Electronics, 42(18), 1078 (2006).
- [26] M. Wasiak, P. Śpiewak, P. Moser, J. Walczak, R. P. Sarzala, T. Czystanowski and J. A. Lott, " **Numerical Model of Capacitance in Vertical – Cavity Surface-Emitting Lasers**", Journal of Physics D: Applied physics, 49(17), 155104 (2016).
- [27] C.W. Wilmsen, H. Temkin and L.A. Coldren, "*Vertical-cavity surface-emitting laser: design, fabrication, characteristics, and applications*", Cambridge University Press, USA, (1999).
- [28] M. M. K. Liu, "*Principle and Applications of Optical Communication*", The McGraw-Hill, USA, (1996).
- [29] G. P. Agrawal and N. K. Dutta, "*Semiconductor Lasers*", 2<sup>nd</sup> Ed., (New York: van Nostrand Reinhold, (1993).
- [30] C. J. O'Brien, M. L. Majewski and A. D. Rakic, "*Simple Thermal Model for Vertical-Cavity Surface Emitting Lasers*", Optoelectronic and Microelectronic Materials and Devices, Australia, Conf. Proc., IEEE, 237, 1 (2004).