

## Study of the Thermal Properties for Polymer Matrix Composite Reinforced by Toner Carbon Nanoparticles (TCNP)

Dr. Harith .I.Jaffer

Science College, University of Baghdad/ Baghdad

Ahmed Juadah

Science College, University of Wasit /Wasit

Email:kutpc@yahoo.com

Received on: 7/11/2013 & Accepted on: 6/3/2014

### ABSTRACT

This work focus on study thermal conductivity for polymers and their nano-composites using toner carbon nano-particles (TCNP) with particles size of (89.77nm) as nano-particles, with different weight percentages (2, 4 and 6) % to unsaturated polyester (UPE) and epoxy (EP) resins as a matrix to prepare nano-composites. Molding method was used to prepare polymers and their nano-composites sheets.

The results show (UPE) has highest value than (EP). Adding nano-particle to (UPE) and (EP) will increase thermal conductivity for nano-composites. The values of thermal conductivity for two types of resins UPE and EP without any additions are (0.181W/m.°c and 0.154W/m.°c) respectively. At the weight fraction (2%) the value for (UPE/TCNP) samples is (0.355W/m.°c), while the value for EP/TCNP samples is (0.405W/m.°c), and the values of the thermal conductivity begin increasing with the increasing of the weight fraction which used in this research, were the highest value for (EP/TCNP) samples is (0.429W/m.°c) at weight fraction (6%).

**Keywords:** -Thermal Conductive, Toner Carbon Nano particles, Unsaturated Polyester Resin, Epoxy Resin and NanoComposites.

### دراسة الخواص الحرارية لمادة متراكبة ذات اساس بوليمري مدعمة بدقائق احبار الكربون النانوية

#### الخلاصة

هذا البحث يركز على دراسة معامل التوصيل الحراري للبوليمرات ومتراكباتها باستخدام دقائق احبار الكربون النانوية و بحجم حبيبي (89.77 nm) وبكسور وزنية مختلفة (2, 4 and 6) % الى راتنجات البولي استر والايوكسي كمادة رابطة لتحضير متراكبات نانوية. استخدمت طريقة القولبة اليدوية في تحضير عينات البوليمرات وعينات المواد المتراكبة النانوية. اظهرت النتائج ان قيم التوصيل الحراري لراتنج البولي استر اعلى من قيم راتنج الايوكسي. عند اضافة هذه الدقائق الى راتنجات البولي استر والايوكسي سوف تزداد قيم التوصيل الحراري للمتراكبات النانوية. قيمة معامل التوصيل الحراري لراتنجات البولي استر والايوكسي النقية كانت (0.181W/m.°c, 0.154W/m.°c) على التوالي. عند نسبة الاضافة (2%) كانت قيمة معامل التوصيل الحراري لعينات متراكبات البولي استر و (0.405W /m.°c) لعينات متراكبات الايوكسي. استمرت الزيادة في قيمة معامل التوصيل الحراري للمتراكبات مع زيادة نسبة الاضافة للدقائق وكانت اعلى قيمة لعينات متراكب الايوكسي هي (0.429W /m°c) عند نسبة الاضافة (6%).

## INTRODUCTION

Recently, nanotechnology has gained much attention to develop materials with unique properties. Nanotechnology can be broadly defined as: the creation, processing, characterization and use of materials, devices and systems with dimensions on the order of (0.1-100) nm, exhibiting novel or significantly enhanced physical, chemical, biological properties, functions, phenomena, and processes due to their nanoscale size. Nanocomposites, i.e. composites containing dispersed particles in the nanometer range, are a significant part of nanotechnology and one of the fastest growing areas in materials science and engineering.

Polymer based nanocomposites can be obtained by the addition of nanoscale particles which are classified into three categories depending on their dimensions: nanoparticles, nanotubes and nanolayers. The interest in applying nanoscaled fillers into polymer matrices is the attainment of potentially unique properties by use of the nanoscopic dimensions and inherent extreme aspect ratios of the nanofillers [1].

Heat transfer involves the transport of energy from one place to another by energy carriers. In gas phase, gas molecules carry energy either by random molecular motion (diffusion) or by an overall drift of the molecules in a certain direction (advection). In liquids, energy can be transported by diffusion and advection of molecules. In solids, energy is transported by phonons, electrons or photons. Phonons, quantized modes of vibration occurring in a rigid crystal lattice, are the primary mechanism of heat conduction in most polymers since free movement of electrons is not possible [2].

The heat transfer through material achieved by impaction operation between molecules or atoms which formed the material, these phenomena is known as thermal conductivity. When direct touching of bodies. According to this will transfer from hot side to cold side through material boundaries which isolated both sides. Thus chemical construction of molecules & atoms act as an important rule to achieve heat transfer or isolating [3].

Due to the fact that most polymers exhibit low thermal conductivity, it is of interest to obtain an improvement for some applications. For example, when used as heat sinks in electric or electronic systems, composites with a thermal conductivity approximately from 1 to 30 W/m·K are required. Thermal conductivity of polymers has been traditionally enhanced by the addition of thermally conductive fillers, including graphite, carbon black, carbon fibers, ceramic or metal particles [4].

Polymer nanocomposites have attracted a lot of attention in the last few years due to their enhanced properties at low weight fraction of filler. Carbon nanomaterials are particularly interesting; as conductive fillers they allow the enhancement of multiple properties including mechanical, electrical and thermal properties [5].

Conductive polymer composites are used in a wide variety of industrial applications such as battery, fuel cell electrodes and corrosion-resistant materials. Consider, for example, the utility of carbon black particles, which have been routinely added to polymers over the past quarter century for a main purpose: improved electrical conductivity and mechanical properties [6].

The advantage of nanocarbon was meant large industries in tires, cars, printing, pencils, laptops, computers, printers, photocopiers and laboratory tables [7].

The present work focuses on the thermal properties of carbon nanofilled polymer (epoxy resin and polyester resin) composites.

The aim of this work is to:-

1. Fabrication of (UPE /TCNP, EP/TCNP)nanocomposites.
2. Evaluation of thermal properties of the nanocomposites.
3. Preparing of polymeric composites by mixing the resin with different percentages of tonercarbon nanoparticles so as to increase their thermal conductive.

### **Materials and Methods:**

#### **(A) Raw Materials**

The materials used to prepare the nanocomposites are unsaturated polyester (UPE) resintype (A-50) with the hardener MEKP and with acceleratorcobalt naphthenate(having a symbol SIR SIROPOL) which was supplied from Saudi industrial resin,Epoxy resin (type Conbextra EP10) was used in this research; it is a liquid with moderate viscosity and capable to be converted to solid state by adding the solution (MetaphenyleneDiamine, MPDA) as hardener. This hardener is a light liquid with yellowish color, the ratio of this hardener to the epoxy is about (1:3)andtoner carbon nanoparticales(TCNP) with particle size of (89.77 nm) was used in this work as a filler materialas in fig.(1) and fig.(2). The compositions of this material are stated in the table (1).

#### **(B) Cast Mould**

The cast mould used for casting the polymeric specimens and composites

1. Glass plates of dimensions (300 ×300 ×6)mm were used as a mould stages.
2. Glass strips of dimensions (200 × 20 × 6) mm were used as boundaries for the cast mould.

Before casting, a glass plates were cleaned with water and soapsolution, after drying in oven, one base of the glass plates was coated with wax, then glass strips were fixed on glass plates and left for one hours todry at room temperature.

#### **(C) Composites Preparation**

Thenanocomposites were prepared from unsaturated polyester resin (as a matrix) and carbon nanoparticles (as aarticles fillers) with different weight percentages of (2,4 and 6)% , Epoxy resin (as a matrix) and carbon nanoparticles (as aarticles fillers) with different weight percentages of (2,4 and 6)% by molding method which can be summarized by thefollowing steps:

1. Determine the weight of carbon nanoparticles by using a sensitive balance (four digits).
2. Weight of hardener and accelerator were calculated proportional to weight of resin and added to it .
3. Mix the content thoroughly in a clean disposable container by a fan type stirrerbefore casting it as sheets of dimensions (200× 120 ×6) mm by using glass mould.
4. Leave the nanocomposite at room temperature about 24 hours and then for post-curing, the sheets were left for (2 hours) in an oven at temperature (60°C).
5. The steps (1 to 4) were repeated simultaneously according to number of used resins .

**(D) Thermal conductivity sample cutting**

The sheets of the nanocomposites are cutting into specimens, by using a circular iron saw, pluses from the samples were removed by using the iron rasp, the samples were polished by using abrasive emery papers of grade (400). The shape and dimension of the samples cut for thermal conductive test shown at figure (3) and figure (4).

**Thermal Conductivity Calculations**

Lee's disc instrument showed in figure (5), manufactured by the Griffen and George Company, was used to calculate the thermal conductivity of the samples under test. The figure belowshows this instrument which consists of three discs of brass (40 diameter by 12.25 thickness) mm and a heater. The sample (S) is placed between the discs (A) and (B), while the heater is placed between (B) and (C). Heater was supplied with voltage (6 volt) and the current value through the apparatus was about (0.25A). The heat transfers from the heater to the near two discs then to the third disc across the sample. The temperature of the three discs ( $T_A$ ,  $T_B$ , and  $T_C$ ) is measured by using a thermometers placed inside them. After reaching thermal equilibrium, the temperatures were recorded.

The value of thermal conductivity is determined by using the following equation [8]:

$$k \left[ \frac{T_B - T_A}{d_s} \right] = e \left[ T_A + \frac{2}{r} (d_A + \frac{1}{4}d_s) T_A + \frac{1}{2r} d_s T_B \right] \dots\dots (1)$$

Where:

- K: The thermal conductivity coefficient (W/m. °C).
- $T_A$ ,  $T_B$ , &  $T_C$ : Temperature of the metal discs (A, B & C) respectively (°C).
- $d_A$ ,  $d_B$ & $d_C$ : Thickness of the discs (A, B & C) respectively (mm).
- $d_s$ : Sample's thickness (mm).
- r: disc's radius (mm).
- e: The quantity of heat flowing through the cross sectional area of the specimen per unit time (W/m<sup>2</sup>. °C) is calculated from the following equation [8]:

$$IV = \pi r^2 (T_A+T_B) + 2\pi r e [d_A T_A + d_s (1/2) (T_A+T_B) + d_B T_B + d_C T_C] \dots (2)$$

Where:

- I= Current through the heater (Ampere)
- V= Applied voltage (Volt)

**Results and Discussion:**

The results of this test are shown in fig. (6) and fig. (7), which show the effect of (TCNP) content on the thermal conductivity values of the prepared composites.

Table (2) gives the values for thermal conductivity. It was found that (UPE) has highest value from (EP) because of the structure for chains and the density of crosslink bonds. When the molecules vibration due to thermal heating, the phonon will generated so that, if the chains have degree of freedom to vibrate more phonons will transfer and the thermal conductivity will increase.

Adding toner carbon nano-particles will increase thermal conductivity for nano composites, this due to the composition for toner which has iron so that electron will transfer the thermal energy.

Increase the percentage weight for nano particles will change values of thermal conductivity. This due to distribution and homogeneity of particles which effect on the scatter electrons and phonons.


**Conclusion:**

Nanotechnology is expected to offer technological advantages in various important areas, such as production, processing, storage, transportation, safety and security. This experimental investigation of thermal conductive of toner carbon nanoparticles as a fillers filled polyester, epoxy nanocomposites leads to the following conclusions:


- The polyester resin and epoxy resin are good adhesive materials which can use as a matrix with toner carbon nanoparticles.
- The above experimental results indicate that these toner carbon nanoparticles may be a good filler material for polymer nanocomposite materials.
- Toner carbon polymer-based as nanocomposites have a great deal of future promise for potential applications as high-performance materials.
- From the experimental results it was concluded that the high thermal conductivity possessed by the toner carbon nanoparticles and their good dispersion ability contributed to the significant improvement in the effective thermal conductivity.

**Table (1): Chemical composition for Toner carbon nanoparticales(TCNP).**

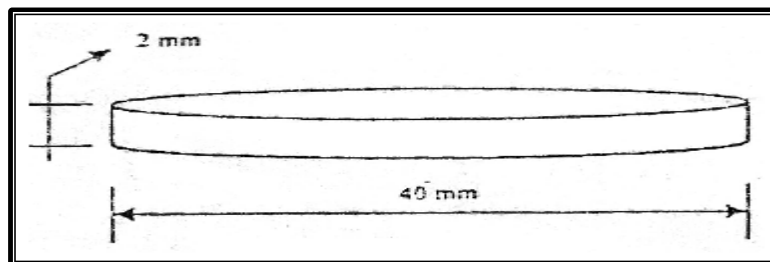
<b>Components</b>	<b>Weight%</b>
<b>C</b>	<b>75.2</b>
<b>Fe</b>	<b>19.72</b>
<b>Mn</b>	<b>0.061</b>
<b>Cu</b>	<b>0.0001</b>



**Figure. (1) Photograph shows Toner carbon nanoparticales(TCNP)**



**Figure. (2) CSPM Imager Surface Roughness Analysis of Toner carbon nanoparticales(TCNP)**



**Figure. (3): Dimensions of Thermal Conductive Test Specimens.**



Figure (4): Photograph of thermal conductive test specimens before testing.  
 (a) Pure polyester and TCNP/polyester nanocomposite samples.  
 (b) Pure epoxy and TCNP/epoxy nanocomposite samples.



Figure (5): Thermal Conductivity Test Instrument

Table (2): The effect of Toner Carbon content (wt. %) on the Thermal Conductive of (UPE/ TCNP and EP/ TCNP) nanocomposites.

Composition	Thermal Conductive W/m.c°			
	Toner Carbon nanoparticles content (wt. %)			
	0%	2%	4%	6%
UPE/TCNP	0.181	0.355	0.198	0.207
EP/TCNP	0.154	0.405	0.316	0.429

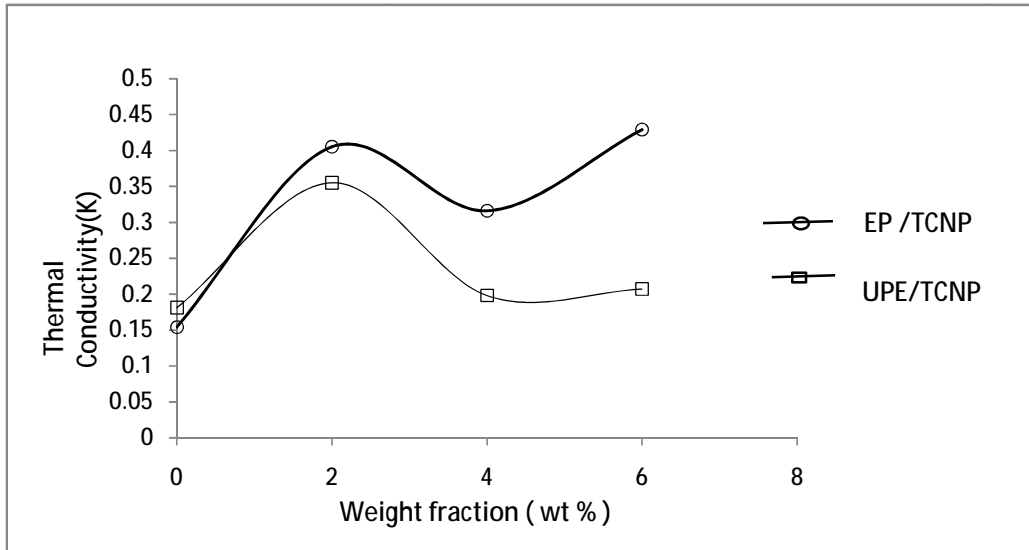


Figure. (6): Thermal Conductivity variation with (TCNP) content in (UPE, EP) resins.

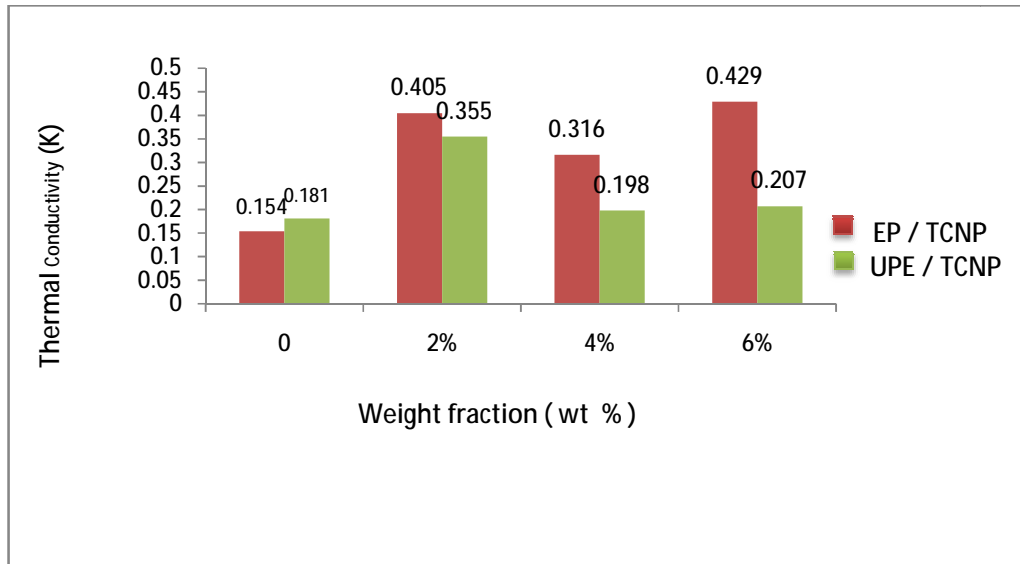


Figure. (7): Thermal Conductivity variation with (TCNP) content in (UPE, EP) resins.



**References:**

- [1]Zhidong Han, Alberto Fina." Thermal conductivity of carbon nanotubes and their polymer nanocomposites: A review" Progress in Polymer Science(2010).
- [2] Majumdar A. Microscale transport phenomena. In: Rohsenow WM, Hartnett JR, Cho Y I, editors. Handbook of Heat Transfer (3rd Edition). New York: McGraw-Hill, pp. 8.1-8.8,(1998).
- [3] Tariq A. Al- Anie, Khalil Th. Hassan, and Asmiet R. Al-Hadithy "Preparation and Study Hardness and Thermal Conductivity to Polyester Resin Composite with (Titanium Dioxide, Zinc Oxide, Acrylonitril, Wood Flour Coconut)"Baghdad Science Journal,Vol.7,No.4,(2010).
- [4]Hassan Ebadi-Dehaghani and MonirehNazempour "Thermal Conductivityof Nanoparticles Filled Polymers" Smart Nanoparticles Technology, (2012).
- [5] AïssaAllaoui, Suong V. Hoa," Nano-Carbon Fillersina resin Matrix Electrical Properties", 16TH InternationalConference On Composite Materials, (2007).
- [6] Ali Farshidfar,VahidHaddadiAsl, HosseinNazokdast." Electrical and Mechanical Properties of Conductive Carbon Black/ Polyolefin Composites Mixed With Carbon Fiber" American Composites Manufacturers Association, (2006).
- [7] AteeqRahman, Ilias Ali, Saeed M. AL Zahrani and Rabeh H. Eleithy, "A Reviewof The Applicationsof NanocarbonPolymer Composite",NANO: Brief Reports and Reviews Vol. 6, No. 3 , World Scientific Publishing Company, (2011).
- [8] Israa A. Hamood "Impact Behavior for Epoxy Blends and Composites"M.Sc. Thesis. Department of applied sciences. University of technology, (2009).

