

Water Absorption of HDPE/Al₂O₃,TiO₂ Composites

The 5th International scientific Conference on Nanotechnology & Advanced Materials Their Applications (ICNAMA 2015) 3-4 Nov, 2015

Dr. Harith I. Jaffer

College of Science, University of Baghdad/Baghdad.

Email: harithibrahem@yahoo.com

Dr.Z. R. Al-Shammary

College of Science, University of Baghdad/Baghdad.

Ali A. Abbas

College of Science, University of Baghdad/ Baghdad.

Ali Qassim

College of Science, University of Baghdad/ Baghdad.

Abstract

The water absorption of high density polyethylene filled with micro hybrid (titanium dioxide and alumina), alumina and titanium dioxide with weight ratio of 15%, 20%, 25% and 30% , are measured in order to study the effect of these particles on water absorption of this polymer. The result shows that the increase of content of filler particles increasing water absorption, because of filler particles which have a higher water absorption percentage than the matrix material, and the filler will take up the free volume within the polymer matrix and create a tortuous path for the water permeating through the sample.

Key word: water absorption, HDPE, composites, biomaterial

امتصاصية الماء لمتراكبات HDPE/Al₂O₃,TiO₂

الخلاصة

تم في هذا البحث دراسة الامتصاصية لعينات من متراكب البولي إيثيلين عالي الكثافة المدعم بثنائي أكسيد التيتانيوم و الالومينا الهجينة والالومينا و أكسيد التيتانيوم وبنسب وزنية 15% و 20% و 25% و 30%، لغرض دراسة تأثير اضافة ثنائي أكسيد التيتانيوم والالومينا على قيم الامتصاصية لهذه المتراكبات. تشير النتائج الى ان الامتصاصية تزداد بزيادة نسبة تركيز ثاني اوكسيد التيتانيوم و الالومينا الهجينة والالومينا و اوكسيد التيتانيوم، بسبب ان جسيمات حشو لديها نسبة امتصاص الماء أعلى من المادة الاساس، والحشوات سوف تحتل حجم ضمن مصفوفة البوليمر وتخلق مسار متعرج لتخلل الماء خلال العينة.

Aim of the work

1. Study of water absorption for the prepared composite material used as biomaterials in pH like human body (PH= 6.3 like urine and pH =7.4 like plasma solution).
2. Studying the effect of weight fraction of filler on the diffusion coefficient of composites.

INTRODUCTION

A composite material can be defined as macroscopic combination of two or more materials (reinforcing elements, fillers, and composite matrix binder), differing in form, or composition on a macro scale. The constituents retain their identities, that is, they do not dissolve or merge completely into one another although they act in concert. Normally, the components can be physically identified and exhibit an interface between one another. A composite material is created from a

powder (or reinforcement) and an appropriate matrix material in order to maximize specific performance properties [1].

In addition, the constituent phases must be chemically dissimilar and separated by a distinct interface. Thus, most metallic alloys and many ceramics do not fit this definition because their multiple phases are formed as a consequence of natural phenomena. In designing composite materials, scientists and engineers have ingeniously combined various metals, ceramics, and polymers to produce new generation of extraordinary materials. Most composites have been created to improve combinations of mechanical characteristics such as stiffness, toughness, ambient and high - temperature strength [2].

Many composite materials are composed of just two phases: one is termed the matrix, which is continuous and surrounds the other phase, often called the dispersed phase. The properties of composites are a function of the properties of the constituent phases, their relative mounts, and the geometry of the dispersed phase. "Dispersed phase geometry" means the shape of the particles and the particle size, distribution, and orientation [3].

A. Hussein et al.,(2011) studied the water absorption of (high-density polyethylene/egg shell) composites as a function of egg shell(Egg shell is a biomaterial containing 95% by weight of calcium carbonate in the form of calcite and 5% by weight of organic materials, such as (Al₂O₃ , SiO₂ , S, Cl , Cr₂O₃ , MnO) powder weight content. Polymer composite was fabricated by mixing (HDPE) with (5, 10, 15, 20, 25) Wt.% of egg shell powder to obtain desirable properties. It was found that the addition of egg shell powder to the polymer leads to increases the absorbed amount of water, by increasing the wt.% of egg shell constant exposure time[4].

Hanna et al. (2011), studied the water absorption a particulate composite material used for biomedical applications was prepared by adding (CaCO₃, CaO, MgCO₃, MgO) ceramic particles with particle size of (< 53 μm) to unsaturated polyester resin with weight fraction of (3, 6, 9, 12, 15) %.The results had revealed that the water absorption percentage increases with increasing weight fraction of all filler [5].

Diffusion

Diffusion can be defined as the process by which matter moves from one position to another in the system because of random molecular motion.

Diffusion occurs in all fluids, since their atoms are moving continuously, so these atoms change their positions continuously [6].

The weight change percentage of the diffusivity samples after each period of immersion is calculated from the relationship [7]

$$\text{Weight gain \%} = \frac{W_2 - W_1}{W_1} \times 100 \quad \dots (1)$$

Where:

W₂: weight of immersed specimen.

W₁: weight of dry specimen.

The diffusion coefficient (D) is calculated from the equation (Fick 's second law):

$$D = \pi (Kt/4M_m)^2 \quad \dots (2)$$

Where:

K: the slope of straight line of the curves, which represent the relationship between the weight gain percentage and square root of time (time)^{0.5}

t: the thickness of the specimen.

M_m: the apparent maximum water content.

Experimental part

Material Used

High density polyethylene as polymer matrix, the materials used as filler Titanium dioxide (TiO₂) and Aluminum oxide (Al₂O₃) with particle size 53 μm and 100 μm respectively.

Samples Preparation

Hot press technique was used to make homogenized polymer. A weight amount of the polymer HDPE was mixed with TiO₂ and Al₂O₃ powders in different percentages to obtain 3gm of the total weight for polymer and filler at 150°C and 100 bar until homogenized mixture attained. The List of samples prepared with different composition are shown in Tables (1), (2) and (3) and Fig. (1), (2) and (3).

Table (1): HDPE/Al₂O₃ Composites

Sample	HDPE	Al ₂ O ₃
1	85%	15%
2	80%	20%
3	75%	25%
4	70%	30%

Table (2) :HDPE /TiO₂ Composites

Sample	HDPE	TiO ₂
1	85%	15%
2	80%	20%
3	75%	25%
4	70%	30%

Table (3) :HDPE /Al₂O₃ /TiO₂ hybrid Composites

Sample	HDPE	Al ₂ O ₃	TiO ₂
1	85%	5%	10%
2	80%	10%	10%
3	75%	15%	10%
4	70%	20%	10%





Figure (1):HDPE /Al₂O₃ Composites



Figure(2): HDPE/ TiO₂ Composites




Figure (3):HDPE/Al₂O₃/TiO₂ Composites.

Water Absorption Test

In order to determine the coefficient of absorption, This test is performed according to (ASTM D 570-98) standard, The weight of all specimens was determined before they were immersed. Then all the specimens were immersed, in beakers containing two types of water with different pH (6.3 and 7.4) at 37°C for 48 hour, the data were recorded every four hours to evaluate the weight gain for the immersed samples. Then by using equation (1), the variation in weight gain w_2 as a percentage of the original dried specimens were determined. Then from Fick's second law, diffusion coefficient can be determined by using equation (2) [7].

Results and discussion

All polymers absorb moisture in humid atmospheres and when immersed in water. Absorption processes often follow the predictions of Fick's law; the mass of water absorbed increases linearly with the square root of time, and then gradually slows until an equilibrium plateau is reached [8].

The transport of small molecules through a polymer membrane occurs due to random molecular motion of individual molecules. The driving force behind the transport process which involves sorption, diffusion and permeation are the

concentration difference between the two phases. The transport process slowly tries to equalize the concentration difference or the chemical potential of the penetrant in the phases separated by the membrane [9]. From the figures (4), (5), (6), (7), (10), (11), (12) and (13) which show the relation between the weight gain with the square root of time for immersion of unfilled HDPE and filled with Al₂O₃, TiO₂ and Hybrid (Al₂O₃ and TiO₂) fillers. Water absorption of HDPE is little because it's non polar. In case of composites, the higher absorption was due to the addition of (Al₂O₃) and (TiO₂) particles due to hydrophilic nature of these fillers which accelerates the penetration of water [10,11].

From the figure (8), (9), (14), (15) it is seen that the increases weight gain absorption and diffusion with increasing weight fraction, this increasing may be due to Al₂O₃ and TiO₂ particles which have a higher water absorption percentage than the matrix material [12], additionally, the porous structure of inorganic filler which increase with increasing in the weight percentage of the fillers, this will take up the free volume within the polymer matrix and create a tortuous path for the permeating molecules, this increase in water absorption [13]. The diffusion of composites immersed in pH 6.3 is higher than pH 7.4 than because of the penetration of water through composites works to break down of linkages between the fillers and the polymer, these regions are centers permeate water within composites, especially when reduce pH and because Al₂O₃ can withstand acidic solutions [14].

The water absorption for HDPE/Al₂O₃ composites is higher than HDPE/TiO₂ and HDPE/Al₂O₃/TiO₂ composites because water absorption percentage of Al₂O₃ (0.08%), while TiO₂ (0.04%) [15] and because Al₂O₃ represented an acidic refractories [7].

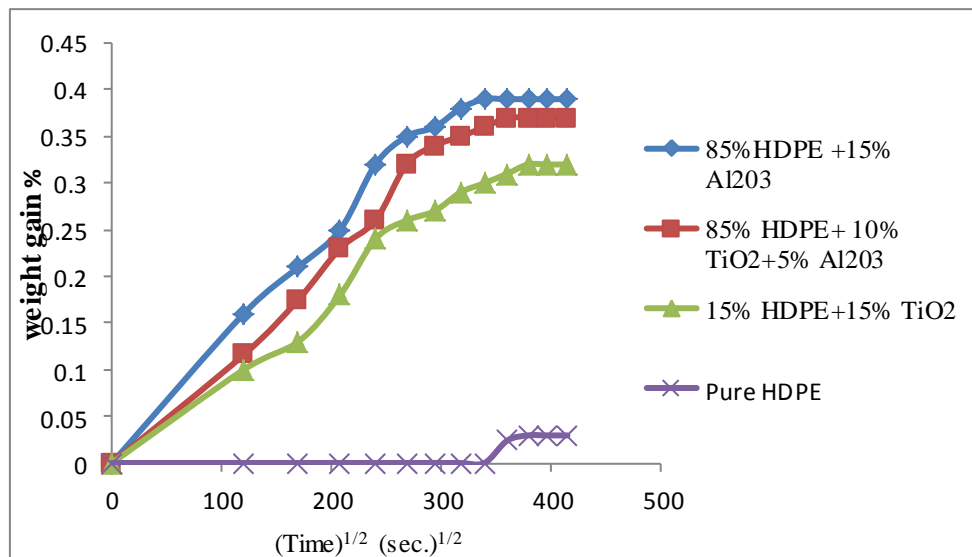


Figure (4): Weight gain vs. time of immersion at pH 6.3

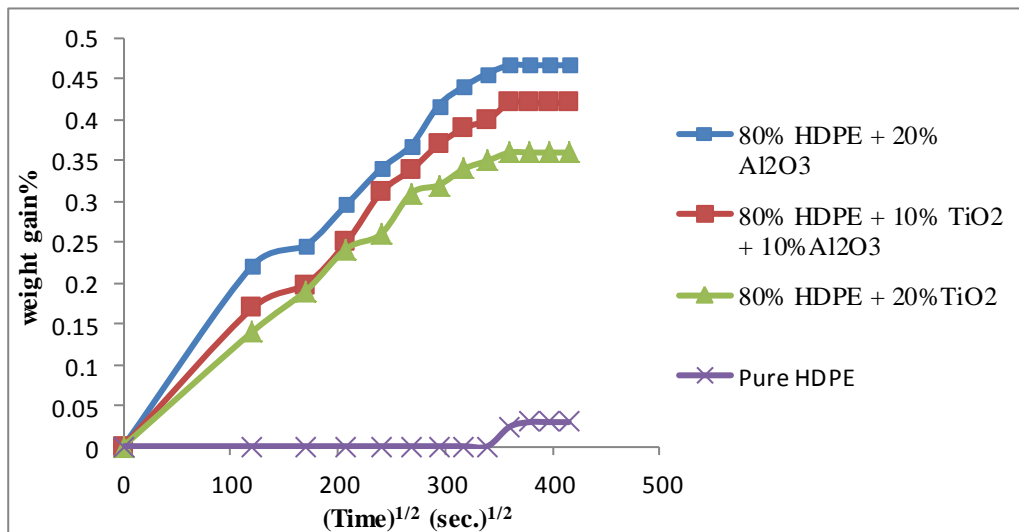


Figure (5): Weight gain vs. time of immersion at pH 6.3

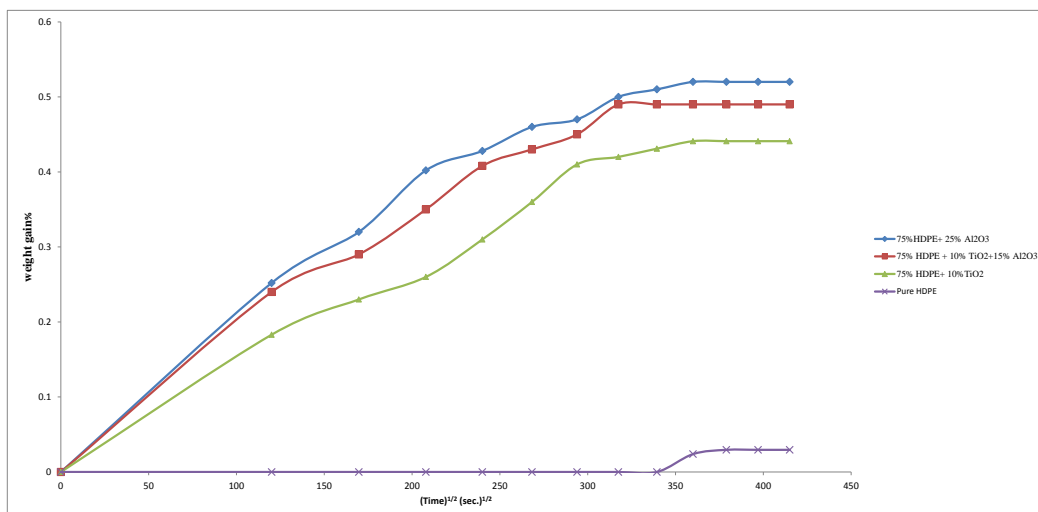


Figure (6): Weight gain vs. time of immersion at pH 6.3

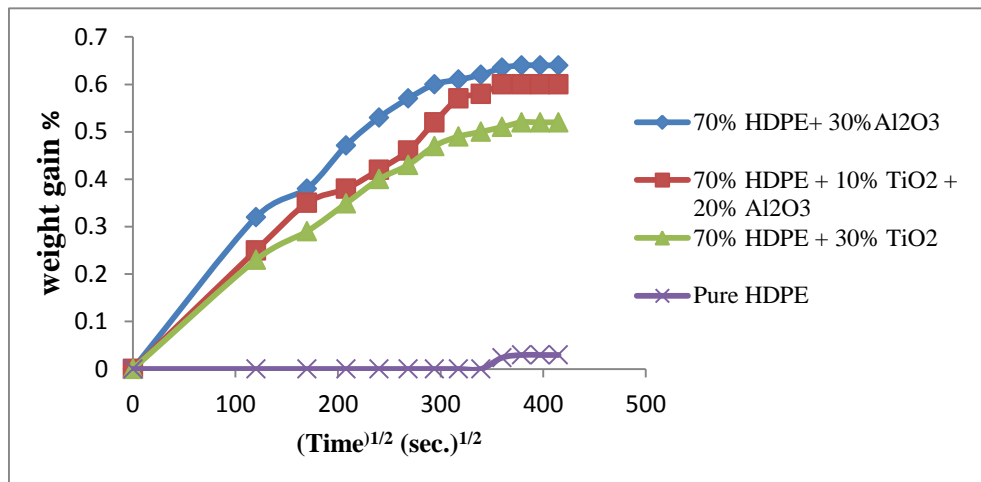


Figure (7): Weight gain vs. time of immersion at pH 6.3

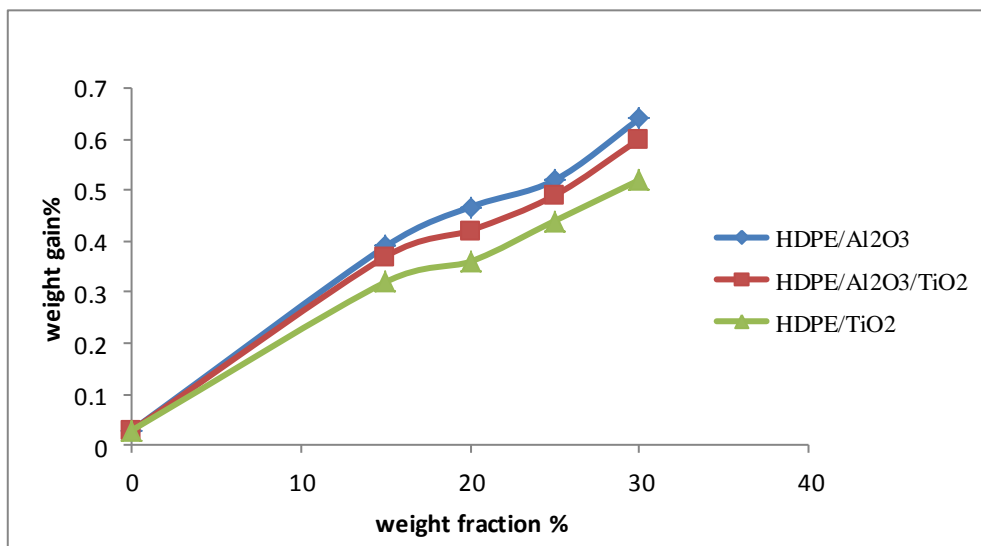


Figure (8) :Weight gain vs. Weight fraction at pH 6.3

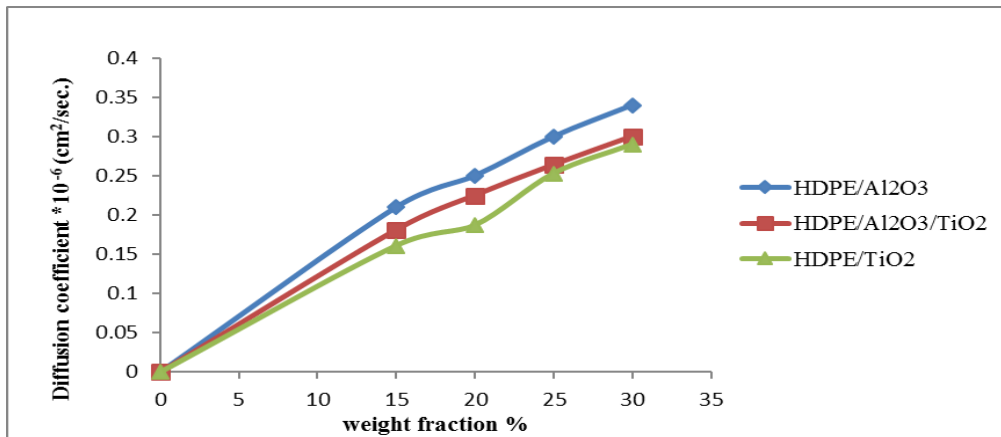


Figure (9): Diffusion coefficient vs. Weight fraction at 6.3

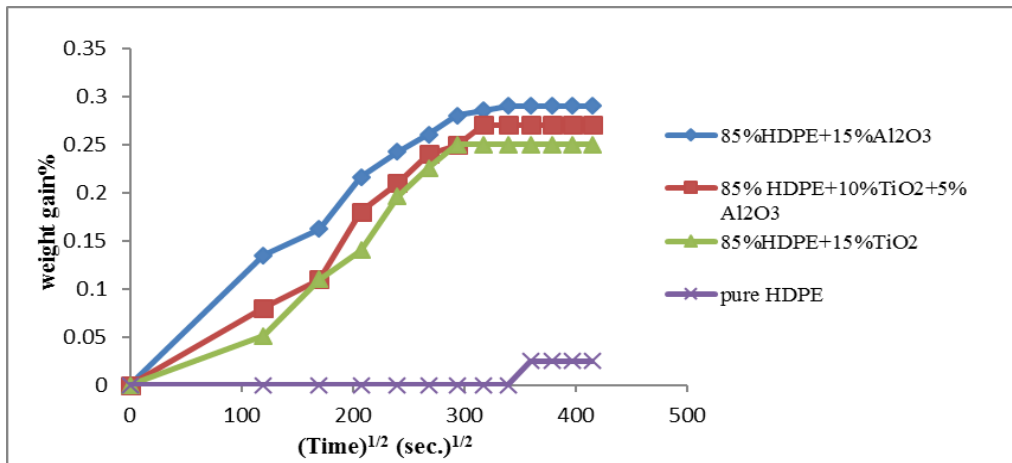


Figure (10) :weight gain vs. time of immersion at 7.4

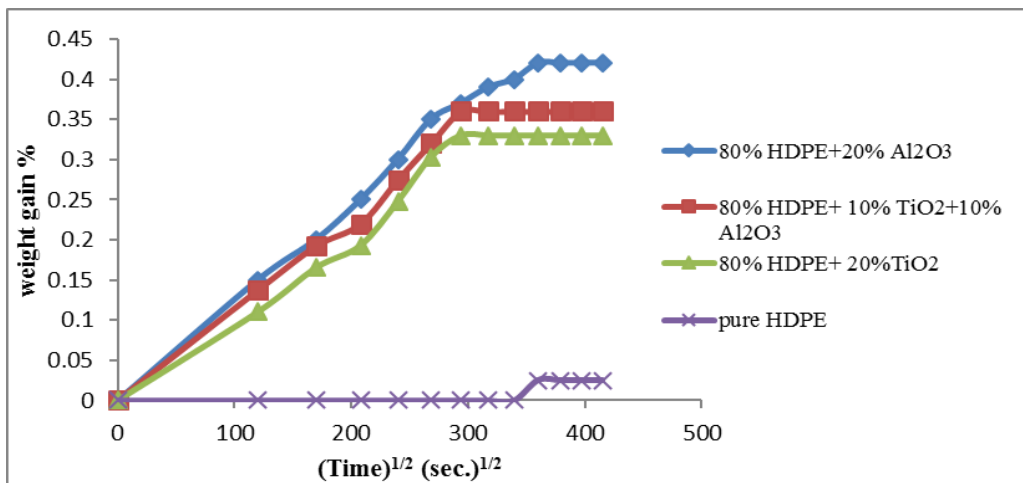


Figure (11) :Weight gain vs. time of immersion at 7.4

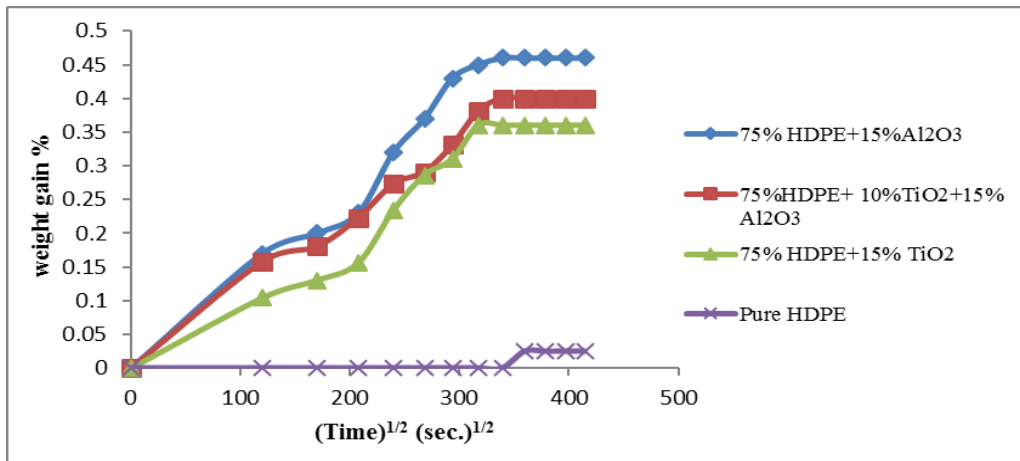


Figure (12): Weight gain vs. time of immersion at 7.4

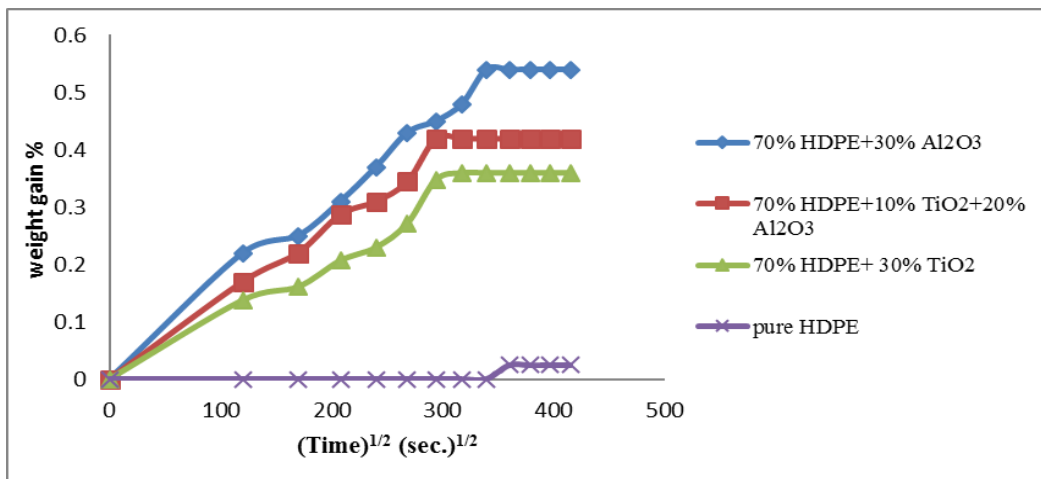


Figure (13): Weight gain vs. time of immersion at 7.4

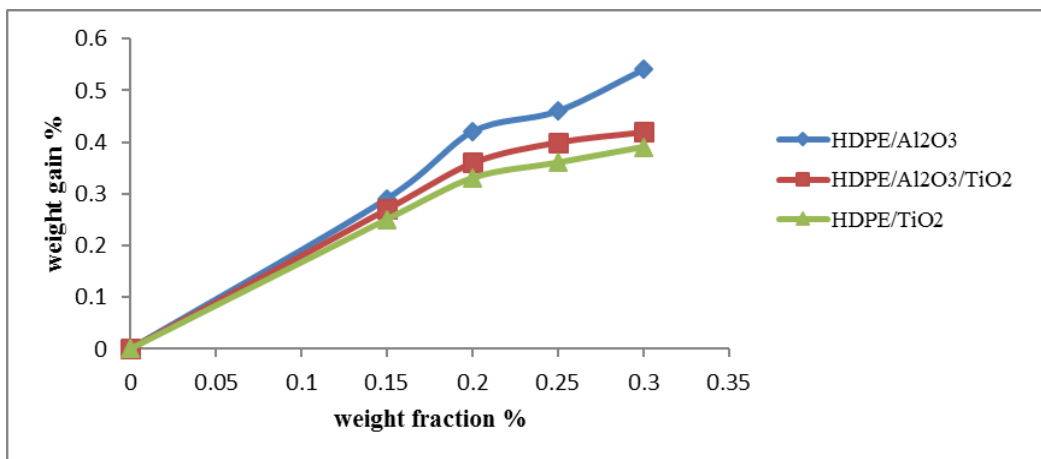


Figure (14): Weight gain vs. Weight fraction at 7.4

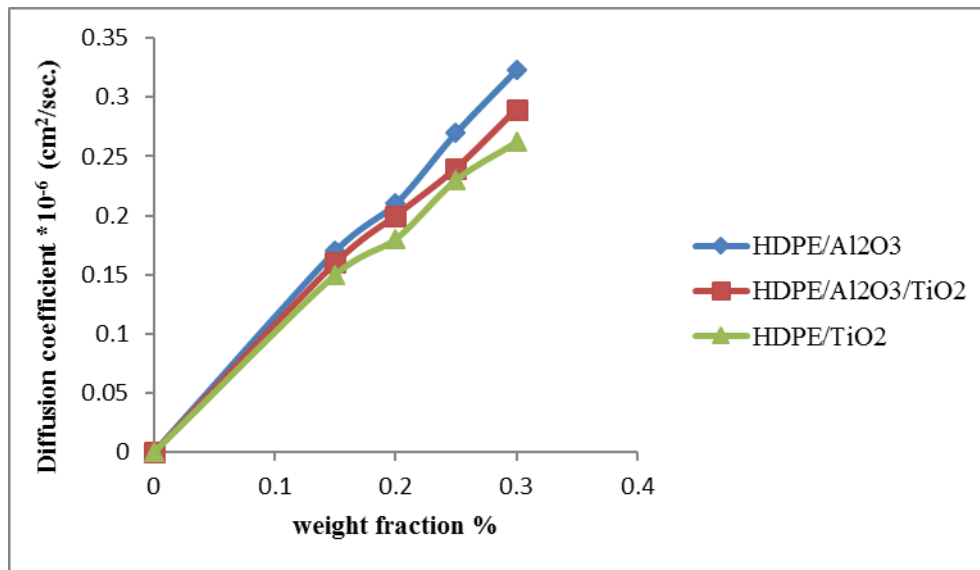


Figure (15): Diffusion coefficient vs. Weight fraction at 7.4.

Conclusions

1. Weight gain percentage increase with increase weight percentage of Al₂O₃ and TiO₂.
2. Diffusion coefficient increase with increase weight percentage of Al₂O₃ and TiO₂.
3. Weight gain percentage of HDPE/Al₂O₃ composites was the highest compared with other prepared composites.

References

- [1] B. Balya, "Design and Analysis Filament Wound Composite Tubes", M.Sc thesis, Mechanical Engineering Department, Middle East Technical university, (2004).
- [2] W.D. Callister, "Wcs Fundamentals of Materials Science", John Wiley & Sons, Inc, (2001).
- [3] G. Akovali, "Hand Book of Composite Fabrication", Smithers Rapra Technology Ltd, (2001).
- [4] A. A. Hussein, R.D. Salim and A. A. Sultan, "Water Absorption and Mechanical Properties of High Density Polyethylene/ Egg Shell Composite", Journal of Basrah Researches, 37(3A), (2011).
- [5] W.A. Hanna, F. E. Gharib and I. I. Marhoon "Characterization of Ceramic Filled Polymer Matrix Composite Used for Biomedical Applications", Journal of Minerals and Materials Characterization and Engineering, 10(12), 1167-1178 (2011).
- [6] J. Comyn, "Polymer Permeability", Elsevier Applied Science Publishers (1983).
- [7] L. L. Sobrinho, M. Ferreira and F. L. Bastian, "The Effects of Water Absorption on an ester vinyl resin System", Materials Research, 12 (3), 353-361 (2009)
- [8] N. J. Saleh and S N. Mustafa, "A Study of Some Mechanical, Thermal and Physical Properties of Polymer Blend with Iraqi Kaolin Filler", Eng. & Tech. Journal, 29,(11), (2011).

- [9] A. F. Ismail, Kailash Khulbe, Takeshi Matsuura, "Gas Separation Membranes: Polymeric and Inorganic", Springer,(2015).
- [10] N. J. Saleh and S. N. Mustafa, "A Study of Some Mechanical, Thermal and Physical Properties of Polymer Blend with Iraqi Kaolin Filler", Eng. & Tech. Journal, 29(11), (2011).
- [11] J. Scheirs , "A Guide to Polymeric Geomembranes : A Practical Approach", John Wiley and sons Ltd ,2013.
- [12] S. C. Nwanonyi and C.O. Onyegbula , "Water Absorption, Flammability and Mechanical Properties of Linear Low Density Polyethylene/Egg Shell Composite", Academic Research International, 4 (1),352-358 (2013).
- [13] S.C. George and S. Thomas, " Transport Phenomena through Polymeric System", progress in polymer science, 26, 985- 1017 (2001).
- [14] H. A. Albakry , "Studies of the Mechanical Properties of Unsaturated Polyester Composite Reinforced by Randomly Woven Fiber Glass and Effect of Acidic Solutions on some of its Physical Properties", Rafidain Journal of Science, 23 (1), 114-129(2012).
- [15] F.P. Santosa , E. Camposa and M. Costac , "Superficial Modifications in TiO₂ and Al₂O₃ Ceramics", Materials Research, 6(3), 353-367(2003).